



LIGHTING CATALOGUE

DOWNLIGHTS

SPOTLIGHTS

WALL LIGHTS

PENDANTS & FLOOR

EDGE LIGHTS

starlite.co.uk

WELCOME


The Starlite range brings together the very best in **decorative, LED** and **Halogen lighting**. Designed for use in the **office**, or at rest in the **home, restaurants, hotels, bars** and other areas which need that extra special touch.

starlite.co.uk



Contents

2-17	INTRODUCTION
18-109	DOWNLIGHTS
110-147	SPOTLIGHTS
148-169	WALL LIGHTS
170-203	PENDANTS & FLOOR
204-229	EDGE LIGHTS
230-253	ACCESSORIES
254-275	INFORMATION



The Products

Downlights

A range of recessed downlights utilising LED, low-energy, Halogen or Metal Halide lamps

- Die-cast, pressed steel and plastic bodied housings/trims
- Fire-rated or standard construction
- Multiple colour/finish options

Spotlights

Track & surface mounted spotlights for highlighting and accentuating key features and forms

- LED, Halogen or Metal Halide lamps
- Multiple colour/finish options
- Designed to suit TamLite track

Wall Lights

Decorative wall lights to enhance corridors, reception, living and work areas

- Includes bathroom and kitchen lighting
- Surface or flush mounting

Pendants & Floor

Traditional and contemporary designs ideal for dining rooms or feature lighting

- Multiple colour/finish options
- Many with matching wall light options
- Many available for use with energy saving lamps

Edge Lights

LED modules and tape, for use in display, retail, bar & restaurant applications

- Rigid and flexible
- Single colour and RGB
- Dynamic scene controllers

Accessories

Drivers, transformers and lamps to complete the range

- Includes retro-fit LED lamps
- Wiring kits
- Fire tents



The Company

Starlite has established itself as a leading brand of LED and low-energy lighting for all of today's demanding lighting environments.

From retail, through to leisure, domestic and beyond, the Starlite range offers products that have value and performance at the very core of their design.

Using the latest in LED technology, Starlite products are at the leading edge of modern lighting design and offer a lighting solution that is both distinctive and high-performance.

The range includes downlights, spotlights, wall lights, pendants, floor and edge lights for use in bars, restaurants, shops, hotels and at home, in kitchens, bathrooms, dining rooms, lounges and bedrooms.

Starlite is supported by a
distribution network of over
400 branches throughout the UK



Starlite is part of the family of products from TamLite Lighting, who have been manufacturing commercial lighting solutions for over 45 years. From a dedicated, 20,000 sq ft facility in Redditch, our expert designers and technical support staff are on hand to provide an unprecedented level of service and advice on all aspects of the decorative lighting market.

Our state-of-the-art Starlite Application Centre provides a fantastic opportunity for customers to see products in use at first hand and experience the full benefits of the latest LED technology.

Starlite is supported by a distribution network of over 400 branches throughout the UK, Ireland, Europe and Middle East, providing a level of support and availability that our customers expect from a major lighting brand.



The Applications

Retail

Retail is a fast moving environment, constantly evolving, always looking to adapt to customer needs and tastes. The contemporary lighting of today to attract its customers, can be the out-moded distraction of tomorrow. At Starlite, we recognise this critical need and constantly update our offering to ensure that when the 'new black' is 'white,' we are ready.

Commercial

In commerce, it is often the case that our clients wish to portray an air of professionalism with understated aesthetics. Quality of materials and fit can become higher priorities than styling. Longevity and technical performance also featuring high on their criteria list.

Bars/Restaurants

This sector can require wide ranging needs, either wishing to portray feelings of tranquility or vibrancy. Scene setting, lighting control and of course, aesthetics are vital to our clients in this area.

Leisure & Fitness

Whether providing a relaxing atmosphere for Yoga or a dynamic space for Zumba, lighting plays a key element in this sector. Aesthetics, glare control, dimming and colours can all play a part in achieving the required affect. And the extensive Starlite range ensures that all of these elements are available for the designer's needs.

Living Spaces

Today, home owners have higher expectations for their living areas. Multi-use rooms that change from well lit sitting rooms to surround sound-filled mini cinemas, bedrooms that become office spaces, fully equipped kitchens that change into cosy dining spaces. All require lighting that is adaptable, flexible and of course, low-energy.



New Products

LED Star



High output LED in the Starlite downlight range
See page 44-47

600 Series



Multi gimble downlights with high output LED
See page 104

Starlite Pro



Regressed downlights with high output LED
See page 48

Euro LED



Slimline LED downlights in 4 sizes and wattages
See page 88-89

Euro LED RGB



Slimline LED downlight with RGB
See page 90-91

Europa LED Spotlight



Professional LED spotlight with Philips Fortimo SLM
See page 120



New Products

20/20 MT-Spot



12W high output LED track spot
See page 122

Ultra LED



Professional LED downlight
with Philips Fortimo DLM
See page 92-99

Marker light



Miniature square LED step light
See page 160

LED Mirror Light



Glass and Chrome curved
over-mirror light
See page 166

LED Mirror Light



Steel and glass wall light
See page 167

LED Mirror Light



Glass and Chrome wall-mounted
bathroom light
See page 168



Ordering Guide

1 **MVS**
GU10 Mains track mounted Spotlight



3

◀ TD-T2017 pictured left fitted with TLED-GU104W LED lamp (not supplied)



LED




HALOGEN

4 Supplied with 1 x 230V 50W GU10 lamp and Tamilite 'Solo' track adapter

5 FINISHES (Add suffix to order code)



White - W


Polished Chrome - PC


Satin Nickel - SN


Polished Brass - PB

6 TECHNICAL


F-Mark


Class 2


IP20

7 ORDER CODES

Order Code	Description	Voltage (V)	W (mm)	H (mm)
TD-T2017	1 x 50W GU10	230	110	125
















8

134 SPOTLIGHTS

Ordering Guide

- | | |
|------------------------------|---|
| 1 Product name | 5 Available product finishes/colours |
| 2 Product description | 6 Technical icons |
| 3 Main product image | 7 Order code table |
| 4 Product overview | 8 Mains supply Voltage |

Icon quick reference

- | | |
|--|--|
| <p> Suitable for installation on normally flammable surfaces
F-Mark</p> <p> Electrically insulated and provided with connection for earth
Class 1</p> <p> Complies with class 2 double insulation requirements BS EN 60598
Class 2</p> <p> Product is supplied by Safety Extra Load Voltage (SELV) of 12V
Class 3</p> <p> Protection against ingress of medium sized solid foreign bodies with no protection against liquids
IP20
Rating</p> <p> Protection against ingress of small solid foreign bodies greater in thickness than 1mm with no protection against liquids
IP40
Rating</p> <p> Protection against ingress of small solid foreign bodies greater in thickness than 1mm with protection against splashing. Liquid splashed from any direction shall have no harmful effect
IP44
Rating</p> | <p> Dust-proof and protected from water jets in any direction
IP65
Rating</p> <p> Luminaire with up, down or combined light distribution
Two-way</p> <p> Product has been tested for compliance with fire rating standards
Fire rated</p> <p> The colour appearance of an LED lamp expressed as 'warm white', 'neutral white', 'cool white'
Neutral white</p> <p> Product has LED fitted or can use LED retro-fit lamps
LED</p> <p> Product uses, or can use high efficiency compact fluorescent lamps
CFL</p> <p> Product has a Halogen lamp fitted or can take a Halogen lamp
HALOGEN</p> <p> Product is LED with colour adjustable RGB control or a separate controller for RGB use
RGB</p> |
|--|--|

DOWNLIGHTS

A range of recessed downlights utilising LED, low-energy, Halogen or Metal Halide lamps



Downlight Guide

The Starlite downlight range has a wide choice of options

- Fire-rated or non fire-rated
- Fixed or adjustable
- Choice of IP ratings
- Die-cast Aluminium or pressed steel construction
- Wide range of colour finishes
- LED, Halogen or Compact fluorescent lamp sources

Product family	Fire-rated	Lamp types				Visible face		Beam direction		Colour finish
		LED	Halogen 12V	Halogen 240V	CFL	Pressed steel ring	Cast ring	Fixed	Adjustable	Option
Firestar Mini	✓	✓	✓	✓	-	✓	✓	✓	✓	✓
Firestar Pro	✓	✓	✓	✓	-	-	✓	✓	✓	✓
Firestar Eco	✓	-	-	-	✓	-	✓	✓	-	✓
Firestar Twist	✓	✓	✓	✓	-	-	✓	✓	✓	✓
Firestar IP	✓	✓	✓	✓	-	-	✓	✓	-	✓
LED Star	-	✓	-	-	-	-	✓	✓	✓	✓
Starlite Pro	-	✓	-	-	-	-	✓	✓	-	-
Mini	-	✓	✓	✓	-	-	✓	✓	✓	✓
Die-cast	-	✓	✓	✓	✓	-	✓	✓	✓	✓
Steel	-	✓	✓	✓	✓	✓	✓	✓	✓	✓
Square	-	✓	✓	✓	-	-	✓	✓	✓	✓
PRO PC*	-	✓	-	✓	-	-	✓	-	-	✓
Gyro	-	-	✓	-	-	-	-	-	✓	✓
Scoop	-	-	✓	-	-	-	✓	-	✓	✓
Shower	-	✓	✓	✓	-	-	✓	✓	-	✓
Deco	-	✓	✓	✓	-	-	✓	✓	✓	✓
Euro	-	✓	-	-	-	-	✓	✓	-	-
Ultra	-	✓	-	-	-	✓	-	✓	-	✓

* Body and trim



NEW

FIRESTAR MINI LED

Fixed IP65 die-cast Aluminium fire-rated LED downlight




Loop in/Loop out driver

LED

- Fixed die-cast Aluminium fire-rated 9W LED downlight complete with either fixed output or dimmable driver


FINISHES (Add suffix to order code)



TECHNICAL



LED COLOUR



ORDER CODES

Order Code	Description	Voltage (V)	Cut Out (mm)	Depth (mm)	Dia (mm)
TLED-555	Fixed 3 x 3W LED die-cast Aluminium	230	71	85	90
TLED-666	Fixed 3 x 3W dimmable LED die-cast Aluminium	230	71	85	90

Lamp colour options: WW - warm white (3000K), NW - neutral white (4000K), add suffix to order code when choosing lamp colour option

NEW

FIRESTAR MINI LED

Adjustable IP44 die-cast Aluminium fire-rated LED downlight



Loop in/Loop out driver

LED

- Adjustable die-cast Aluminium fire-rated 9W LED downlight complete with dimmable driver


FINISHES (Add suffix to order code)



TECHNICAL



LED COLOUR



ORDER CODES

Order Code	Description	Voltage (V)	Cut Out (mm)	Depth (mm)	Dia (mm)
TLED-667	Adjustable 3 x 3W dimmable LED die-cast Aluminium	230	86	98	103

Lamp colour options: WW - warm white (3000K), NW - neutral white (4000K), add suffix to order code when choosing lamp colour option

NEW
DRIVER
 Firestar mini LED driver



Available Summer 2013, Firestar Mini LED downlight will be supplied with a new easy fit screwless terminal connections. Also enabling simple 'loop in/loop out' primary connections


- Plug & play secondary connection
- Non-dimmable and dimmable versions

NEW
FIRESTAR MINI LED
 Expanded trim accessory



- Expanded trim accessory for use with Firestar Mini LED. Can be used to convert larger existing apertures in retro-fit situations. Covers existing apertures up to 150mm

FINISHES (Add suffix to order code)



ORDER CODES

Order Code	Description	Dia (mm)
666-CP/W	Expanded trim finished in white	170
666-CP/PC	Expanded trim finished in polished Chrome	170
666-CP/SN	Expanded trim finished in Satin Nickel	170


FIRESTAR MINI

Fixed or adjustable compact pressed steel fire-rated downlight



- Supplied with 1 x 12V 50W MR16 GX5.3 or 1 x 230V GU10 lamp, terminal block and bracket

FINISHES (Add suffix to order code)



TECHNICAL



ORDER CODES

Order Code	Description	Voltage (V)	Cut Out (mm)	Depth (mm)	Dia (mm)
TD-L666	1 x 50W (Max) MR16 Fixed ***	12	64	100	84
TD-M666	1 x 50W (Max) GU10 Fixed *	230	64	100	84
TD-L667	1 x 50W (Max) MR16 Adjustable ***	12	70	100	84
TD-M667	1 x 50W (Max) GU10 Adjustable *	230	70	100	84

FIRESTAR MINI

IP65 compact pressed steel fire-rated downlight




- Supplied with 1 x 12V 50W MR16 GX5.3 or 1 x 230V GU10 lamp, terminal block and bracket

FINISHES (Add suffix to order code)



TECHNICAL



ORDER CODES

Order Code	Description	Voltage (V)	Cut Out (mm)	Depth (mm)	Dia (mm)
TD-L668	1 x 35W (Max) MR16 ***	12	73	130	84
TD-M668	1 x 35W (Max) GU10 *	230	73	130	84

NEW


FIRESTAR MINI

Fixed compact die-cast Aluminium fire-rated downlight



- Supplied with 1 x 12V 50W MR16 GX5.3 or 1 x 230V GU10 lamp, terminal block and bracket

FINISHES (Add suffix to order code)



TECHNICAL



ORDER CODES

Order Code	Description	Voltage (V)	Cut Out (mm)	Depth (mm)	Dia (mm)
TD-L671	1 x 50W (Max) MR16 ***	12	72	100	84
TD-M671	1 x 50W (Max) GU10 *	230	72	100	84

NEW


FIRESTAR MINI

Adjustable compact die-cast Aluminium fire-rated downlight



- Supplied with 1 x 12V 50W MR16 GX5.3 or 1 x 230V GU10 lamp, terminal block and bracket

FINISHES (Add suffix to order code)



TECHNICAL



ORDER CODES

Order Code	Description	Voltage (V)	Cut Out (mm)	Depth (mm)	Dia (mm)
TD-L672	1 x 50W (Max) MR16 ***	12	84	130	100
TD-M672	1 x 50W (Max) GU10 *	230	84	130	100


FIRESTAR PRO

Fixed or adjustable die-cast Aluminium fire-rated downlight



- Suitable for 1 x 12V 50W MR16 GX5.3 or 1 x 230V GU/GZ10 lamp or LED retro-fit lamp. Supplied complete terminal block and bracket

FINISHES (Add suffix to order code)



TECHNICAL



ORDER CODES

Order Code	Description	Voltage (V)	Cut Out (mm)	Depth (mm)	Dia (mm)
TD-L661	1 x 50W MR16 Fixed ***	12	72	145	86
TD-M661	1 x 50W GU/GZ10 Fixed **	230	72	145	86
TD-L662	1 x 50W MR16 Adjustable ***	12	78	145	103
TD-M662	1 x 50W GU/GZ10 Adjustable **	230	78	145	103

FIRESTAR PRO

Fixed IP65 die-cast Aluminium fire-rated downlight



- Suitable for 1 x 12V 50W MR16 GX5.3 or 1 x 230V GU/GZ10 lamp or LED retro-fit lamp. Supplied complete terminal block and bracket

FINISHES (Add suffix to order code)



TECHNICAL



ORDER CODES

Order Code	Description	Voltage (V)	Cut Out (mm)	Depth (mm)	Dia (mm)
TD-L663	1 x 50W MR16 ***	12	68	155	82
TD-M663	1 x 50W GU/GZ10 **	230	68	155	82

FIRESTAR PRO LED

Fixed die-cast Aluminium fire-rated LED downlight



- Supplied with 1 x 1W 12V LED lamp and driver

FINISHES (See order code for colour options)



White - W



Polished Chrome - PC



Satin Nickel - SN

TECHNICAL



F-Mark



Class 2



IP20

Rating



Fire-rated

LED COLOUR



Warm white



Neutral white

ORDER CODES

Order Code	Description	Voltage (V)	Cut Out (mm)	Depth (mm)	Dia (mm)
TLED-661/W/I	1 x 1W High output LED	230	72	145	86
TLED-661/PC/I	1 x 1W High output LED	230	72	145	86
TLED-661/SN/I	1 x 1W High output LED	230	72	145	86

Lamp colour options: **WW** - warm white (3000K), **NW** - neutral white (4000K), add suffix to order code when choosing lamp colour option

FIRESTAR PRO LED

Adjustable die-cast Aluminium fire-rated LED downlight



- Supplied with 1 x 1W 12V LED lamp and driver

FINISHES (See order code for colour options)



White - W



Polished Chrome - PC



Satin Nickel - SN

TECHNICAL



F-Mark



Class 2



IP20

Rating



Fire-rated

LED COLOUR



Warm white



Neutral white

ORDER CODES

Order Code	Description	Voltage (V)	Cut Out (mm)	Depth (mm)	Dia (mm)
TLED-662/W/I	1 x 1W High output LED	230	78	145	103
TLED-662/PC/I	1 x 1W High output LED	230	78	145	103
TLED-662/SN/I	1 x 1W High output LED	230	78	145	103

Lamp colour options: **WW** - warm white (3000K), **NW** - neutral white (4000K), add suffix to order code when choosing lamp colour option

FIRESTAR PRO LED

Fixed die-cast Aluminium fire-rated LED downlight



- Supplied with 3 x 1W 12V LED lamps and driver

FINISHES (See order code for colour options)



White - W



Polished Chrome - PC



Satin Nickel - SN

TECHNICAL



F-Mark



Class 2



Rating



Fire-rated



Warm white



Neutral white

LED COLOUR

ORDER CODES

Order Code	Description	Voltage (V)	Cut Out (mm)	Depth (mm)	Dia (mm)
TLED-661/W/3/	3 x 1W High output LED	230	72	145	86
TLED-661/PC/3/	3 x 1W High output LED	230	72	145	86
TLED-661/SN/3/	3 x 1W High output LED	230	72	145	86

Lamp colour options: **WW** - warm white (3000K), **NW** - neutral white (4000K), add suffix to order code when choosing lamp colour option

FIRESTAR PRO LED

Adjustable die-cast Aluminium fire-rated LED downlight



- Supplied 3 x 1W 12V LED lamps and driver

FINISHES (See order code for colour options)



White - W



Polished Chrome - PC



Satin Nickel - SN

TECHNICAL



F-Mark



Class 2



Rating



Fire-rated



Warm white



Neutral white

LED COLOUR

ORDER CODES

Order Code	Description	Voltage (V)	Cut Out (mm)	Depth (mm)	Dia (mm)
TLED-662/W/3/	3 x 1W High output LED	230	78	145	103
TLED-662/PC/3/	3 x 1W High output LED	230	78	145	103
TLED-662/SN/3/	3 x 1W High output LED	230	78	145	103

Lamp colour options: **WW** - warm white (3000K), **NW** - neutral white (4000K), add suffix to order code when choosing lamp colour option

FIRESTAR ECO

Fixed die-cast Aluminium low-energy downlight



- Supplied with 1 x 11W 230V GU10 low-energy lamp, terminal block and bracket

FINISHES (Add suffix to order code)



White - W



Polished Chrome - PC



Satin Nickel - SN



Polished Brass - PB

TECHNICAL



F-Mark



Class 2



IP20

Rating

ORDER CODES

Order Code	Description	Voltage (V)	Cut Out (mm)	Depth (mm)	Dia (mm)
TD-M690	1 x 11W GU10 CFL	230	72	120	85

FIRESTAR ECO

Fixed IP65 die-cast Aluminium low-energy downlight



- Supplied with 1 x 11W 230V GU10 low-energy lamp, terminal block and bracket

FINISHES (Add suffix to order code)



White - W



Polished Chrome - PC



Satin Nickel - SN



Polished Brass - PB

TECHNICAL



F-Mark



Class 2



IP65

Rating

ORDER CODES

Order Code	Description	Voltage (V)	Cut Out (mm)	Depth (mm)	Dia (mm)
TD-M691	1 x 11W GU10 CFL	230	72	130	85

NEW

FIRESTAR TWIST

A configurable fire-rated downlight system comprising: body, twist and lock trim & lamp

FIXED



NEW

FIRESTAR TWIST

A configurable fire-rated downlight system comprising: body, twist and lock trim & lamp

ADJUSTABLE



NEW

FIRESTAR TWIST

Fixed and adjustable fire-rated recessed downlight system

FIXED BODY TYPE



F-Mark



Class 2



IP20



Fire-rated

Order Code	Description	Cut Out (mm)	Depth (mm)	Dia (mm)
TD-M674	TWIST fixed downlight body	72	115	86

CHOOSE YOUR TRIM

Order Code	Description
BZ-674-WV	TWIST Fixed white trim
BZ-674-SN	TWIST Fixed Satin Nickel trim
BZ-674-PC	TWIST Fixed polished Chrome trim
BZ-674-PB	TWIST Fixed polished brass trim
BZ-674-BLK	TWIST Fixed black trim

CHOOSE YOUR LAMP

Order Code	Description	Colour add suffix to (mm)
TLED-GU104W/*	4W LED lamp GU10 base	WW - Warm white, CW - Cool white, DL - Daylight
TLED-GU106W/*	6W LED lamp GU10 base	WW - Warm white, CW - Cool white, DL - Daylight
TLED-GU106W/*D	6W dimming LED lamp GU10 base	WW - Warm white, CW - Cool white, DL - Daylight
TD-AGU50	GU10 50W	

Lamp colour options: **WW** - warm white (3000K), **NW** - neutral white (4000K), **DL** - daylight (6500K), add suffix to order code when choosing lamp colour option

NEW

FIRESTAR TWIST

Fixed and adjustable fire-rated recessed downlight system

ADJUSTABLE BODY TYPE



F-Mark



Class 2



IP20



Fire-rated

Order Code	Description	Cut Out (mm)	Depth (mm)	Dia (mm)
TD-M675	TWIST adjustable downlight body	84	115	86

CHOOSE YOUR TRIM

Order Code	Description
BZ-675-WV	TWIST Adjustable white trim
BZ-675-SN	TWIST Adjustable Satin Nickel trim
BZ-675-PC	TWIST Adjustable polished Chrome trim
BZ-675-PB	TWIST Adjustable polished brass trim
BZ-675-BLK	TWIST Adjustable black trim

CHOOSE YOUR LAMP

Order Code	Description	Colour add suffix to (mm)
TLED-GU104W/*	4W LED lamp GU10 base	WW - Warm white, CW - Cool white, DL - Daylight
TLED-GU106W/*	6W LED lamp GU10 base	WW - Warm white, CW - Cool white, DL - Daylight
TLED-GU106W/*D	6W dimming LED lamp GU10 base	WW - Warm white, CW - Cool white, DL - Daylight
TD-AGU50	GU10 50W	

Lamp colour options: **WW** - warm white (3000K), **NW** - neutral white (4000K), **DL** - daylight (6500K), add suffix to order code when choosing lamp colour option

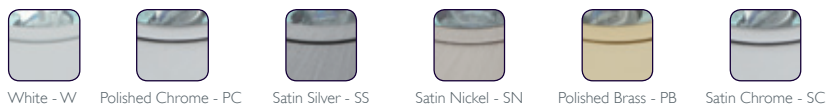
FIRESTAR IP

Fire-rated IP65 die-cast Aluminium downlight



- Suitable for 1 x 12V 50W MR16 GX5.3 or 1 x 230V GU/GZ10 lamp or LED retro-fit lamp
Supplied complete with terminal block and bracket

FINISHES (Add suffix to order code)



TECHNICAL



ORDER CODES

Order Code	Description	Voltage (V)	Cut Out (mm)	Depth (mm)	Dia (mm)
TD-L663	1 x 50W MR16 ***	12	68	155	82
TD-M663	1 x 50W GU10 **	230	68	155	82



LED STAR

Fixed die-cast Aluminium lock-ring downlight with LED



- Supplied with 1 x 1W 12V LED lamp and driver


FINISHES (Add suffix to order code)



TECHNICAL



LED COLOUR



ORDER CODES

Order Code	Description	Voltage (V)	Cut Out (mm)	Depth (mm)	Dia (mm)
TLED-116/W/I	1 x 1W High output LED	230	68	100	80
TLED-116/PC/I	1 x 1W High output LED	230	68	100	80
TLED-116/SN/I	1 x 1W High output LED	230	68	100	80

Lamp colour options: **WW** - warm white (3000K), **NW** - neutral white (4000K), add suffix to order code when choosing lamp colour option


LED STAR

Adjustable die-cast Aluminium lock-ring downlight with LED



- Supplied with 1 x 1W 12V LED lamp and driver

FINISHES (Add suffix to order code)



TECHNICAL



LED COLOUR



ORDER CODES

Order Code	Description	Voltage (V)	Cut Out (mm)	Depth (mm)	Dia (mm)
TLED-211/W/I	1 x 1W High output LED	230	78	100	95
TLED-211/PC/I	1 x 1W High output LED	230	78	100	95
TLED-211/SN/I	1 x 1W High output LED	230	78	100	95

Lamp colour options: **WW** - warm white (3000K), **NW** - neutral white (4000K), add suffix to order code when choosing lamp colour option

NEW
LED STAR

Fixed die-cast Aluminium lock-ring downlight with LED



- Supplied with 3 x 3W 12V LED lamps and dimmable driver


FINISHES (Add suffix to order code)



TECHNICAL



LED COLOUR



ORDER CODES

Order Code	Description	Voltage (V)	Cut Out (mm)	Depth (mm)	Dia (mm)
TLED-116/W/3/	3 x 3W High output LED	230	68	100	80
TLED-116/PC/3/	3 x 3W High output LED	230	68	100	80
TLED-116/SN/3/	3 x 3W High output LED	230	68	100	80

Lamp colour options: **WW** - warm white (3000K), **NW** - neutral white (4000K), add suffix to order code when choosing lamp colour option


NEW
LED STAR

Adjustable die-cast Aluminium lock-ring downlight with LED



- Supplied with 3 x 3W 12V LED lamps and dimmable driver


FINISHES (Add suffix to order code)



TECHNICAL



LED COLOUR



ORDER CODES

Order Code	Description	Voltage (V)	Cut Out (mm)	Depth (mm)	Dia (mm)
TLED-211/W/3/	3 x 3W High output LED	230	78	100	95
TLED-211/PC/3/	3 x 3W High output LED	230	78	100	95
TLED-211/SN/3/	3 x 3W High output LED	230	78	100	95

Lamp colour options: **WW** - warm white (3000K), **NW** - neutral white (4000K), add suffix to order code when choosing lamp colour option

NEW

STARLITE PRO

Regressed downlight complete with 9W LED module

LED



- 9W regressed LED downlight for low glare applications. Finished in white with black baffle and driver

FINISHES



White - W

TECHNICAL LED COLOUR



Class 2



IP40

Rating



Warm white



Neutral white

ORDER CODES


Order Code	Description	Voltage (V)	Cut Out (mm)	L (mm)	W (mm)	Depth (mm)
TLED-680	3 x 3W LED Regressed downlight	230	72	87	87	110

Lamp colour options: **WW** - warm white (3000K), **NW** - neutral white (4000K)



MINI LED

Recessed fixed miniature LED downlight



- Supplied with 1 x 12V 1W high output white LED and driver

FINISHES (Add suffix to order code)



White - W



Polished Chrome - PC



Satin Nickel - SN

TECHNICAL



F-Mark



Class 2



IP20

Rating

LED COLOUR



Warm white



Neutral white

ORDER CODES

Order Code	Description	Voltage (V)	Cut Out (mm)	Depth (mm)	Dia (mm)
TLED-001	1 x 1W high output LED	230	39	32	45

Lamp colour options: **VW** - warm white (3000K), **NW** - neutral white (4000K)

MINI LED

Recessed adjustable miniature LED downlight



- Supplied with 1 x 12V 1W high output white LED and driver

FINISHES (Add suffix to order code)



White - W



Polished Chrome - PC



Satin Nickel - SN

TECHNICAL



F-Mark



Class 2



IP20

Rating

LED COLOUR



Warm white



Neutral white

ORDER CODES

Order Code	Description	Voltage (V)	Cut Out (mm)	Depth (mm)	Dia (mm)
TLED-1105	1 x 1W high output LED	230	39	37	53

Lamp colour options: **VW** - warm white (3000K), **NW** - neutral white (4000K)

MINI

Recessed adjustable miniature G4 Sparkle-light



- Suitable for 1 x 12V 20W G4 capsule lamp. Supplied complete with terminal block

FINISHES (Add suffix to order code)



White - W



Polished Chrome - PC



Polished Brass - PB

TECHNICAL



F-Mark



Class 3



Rating

ORDER CODES

Order Code	Description	Voltage (V)	Cut Out (mm)	Depth (mm)	Dia (mm)
TD-P1105	1 x 20W G4	12	25	25	30

MINI

Recessed fixed miniature G4 Sparkle-light



- Suitable for 1 x 12V 20W G4 capsule lamp. Supplied complete with terminal block. Finished in Satin Nickel

TECHNICAL



F-Mark



Class 3



Rating

ORDER CODES

Order Code	Description	Voltage (V)	Cut Out (mm)	Depth (mm)	Dia (mm)
TD-P001	1 x 20W G4	12	25	38	64
TD-P003	1 x 20W G4	12	25	38	64

DIE-CAST


Small adjustable die-cast Aluminium downlight with chamfered edge

TD-L241 pictured right fitted > with MR11 LED lamp (not supplied)



- Suitable for 1 x 12V 35W MR11 GZ4 lamp or LED retro-fit lamp. Supplied complete with terminal block and bracket

FINISHES (Add suffix to order code)



TECHNICAL



ORDER CODES

Order Code	Description	Voltage (V)	Cut Out (mm)	Depth (mm)	Dia (mm)
TD-L241	1 x 35W MR11	12	45	90	62

DIE-CAST

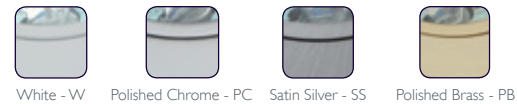
Small fixed die-cast Aluminium downlight with chamfered edge

TD-L141 pictured right fitted > with MR11 LED lamp (not supplied)



- Suitable for 1 x 12V 35W MR11 GZ4 lamp or LED retro-fit lamp. Supplied complete with terminal block and bracket

FINISHES (Add suffix to order code)



TECHNICAL



ORDER CODES

Order Code	Description	Voltage (V)	Cut Out (mm)	Depth (mm)	Dia (mm)
TD-L141	1 x 35W MR11	12	45	90	63

DIE-CAST

Fixed die-cast Aluminium downlight with flat edge and lock-ring

TD-M116 pictured right fitted >
with TLED-GU104W
LED lamp (not supplied)



- Suitable for 1 x 12V 50W MR16 GX5.3 or 1 x 230V GU/GZ10 lamp or LED retro-fit lamp.
Supplied complete with terminal block and bracket

FINISHES (Add suffix to order code)



White - W Polished Chrome - PC Satin Silver - SS Satin Nickel - SN Polished Brass - PB Satin Chrome - SC Antique Brass - AB

TECHNICAL



ORDER CODES

Order Code	Description	Voltage (V)	Cut Out (mm)	Depth (mm)	Dia (mm)
TD-L116	1 x 50W MR16 ***	12	68	100	80
TD-M116	1 x 50W GU/GZ10 **	230	68	100	80

DIE-CAST KITS

Fixed die-cast Aluminium downlight kit



- Supplied with 1 x 12V 50W MR16 GX5.3 lamp, pre-wired EU-2060 transformer and junction box

FINISHES (See note below)



White - W Polished Chrome - PC Satin Silver - SS Satin Nickel - SN Polished Brass - PB Satin Chrome - SC Antique Brass - AB

TECHNICAL



ORDER CODES

Order Code	Description	Voltage (V)	Cut Out (mm)	Depth (mm)	Dia (mm)
TD-L116*/CON/EU	1 x 50W MR16	230	68	145	80

Please Note: Replace * in order code with required colour finish

DIE-CAST

Adjustable die-cast Aluminium downlight with flat edge and lock-ring

TD-L211 pictured right fitted >
with TLED-MR164W
LED lamp (not supplied)



- Suitable for 1 x 12V 50W MR16 GX5.3 or 1 x 230V GU/GZ10 lamp or LED retro-fit lamp. Supplied complete with terminal block and bracket

FINISHES (Add suffix to order code)



White - W Polished Chrome - PC Satin Silver - SS Satin Nickel - SN Polished Brass - PB Satin Chrome - SC Antique Brass - AB

TECHNICAL



ORDER CODES

Order Code	Description	Voltage (V)	Cut Out (mm)	Depth (mm)	Dia (mm)
TD-L211	1 x 50W MR16 ***	12	78	86	95
TD-M211	1 x 50W GU/GZ10 **	230	78	86	95

DIE-CAST KITS

Adjustable die-cast Aluminium downlight kit



- Supplied with 1 x 12V 50W MR16 GX5.3 lamp, pre-wired EU-2060 transformer and junction box

FINISHES (See note below)



White - W Polished Chrome - PC Satin Silver - SS Satin Nickel - SN Polished Brass - PB Satin Chrome - SC Antique Brass - AB

TECHNICAL



ORDER CODES

Order Code	Description	Voltage (V)	Cut Out (mm)	Depth (mm)	Dia (mm)
TD-L211/*CON/EU	1 x 50W MR16	230	78	145	95

Please Note: Replace * in order code with required colour finish

DIE-CAST

Decorative die-cast Aluminium downlight with reflector and front glass



- Suitable for 1 x 12V 50W MR16 GX5.3 lamp or LED retro-fit lamp. Supplied complete with terminal block and bracket. Finished in white

TECHNICAL



ORDER CODES

Order Code	Description	Voltage (V)	Cut Out (mm)	Depth (mm)	Dia (mm)
TD-L131	1 x 50W MR16	12	100	130	115

NEW

2020 DL

Professional downlight with Philips 'Fortimo' SLM LED module



- Professional downlight with 19W Philips 'Fortimo' SLM LED module and driver. Finished in white

TECHNICAL LED COLOUR



ORDER CODES

Order Code	Description	Voltage (V)	Cut Out (mm)	Depth (mm)	Dia (mm)
TD20DL19L	19W Fortimo SLM Gen3	230	85	100	100

GLASS

Clear circular and square glass accessories for die-cast Aluminium downlight



DGS1

- Attachments for TD-116 (Circular) or TD-404 (Square) models only. Downlights must be ordered with /D suffix after downlight code

ORDER CODES

Order Code	Description
DGR1	Clear circular glass
DGS1	Clear square glass

GLASS

Frosted circular and square glass accessories for die-cast Aluminium downlight



DGS2

- Attachments for TD-116 (Circular) or TD-404 (Square) models only. Downlights must be ordered with /D suffix after downlight code

ORDER CODES

Order Code	Description
DGR2	Frosted circular glass
DGS2	Frosted square glass

GLASS

Etched clear circular and square glass accessories for die-cast Aluminium downlight



DGS3

< DGR3

- Attachments for TD-116 (Circular) or TD-404 (Square) models only. Downlights must be ordered with /D suffix after downlight code

ORDER CODES

Order Code	Description
DGR3	Etched clear circular glass
DGS3	Etched clear square glass

GLASS

Clear circular and square aperture glass accessories for die-cast Aluminium downlight



DGS4

< DGR4

- Attachments for TD-116 (Circular) or TD-404 (Square) models only. Downlights must be ordered with /D suffix after downlight code

ORDER CODES

Order Code	Description
DGR4	Centre aperture frosted circular glass
DGS4	Centre aperture frosted square glass

TRIMS

Short, coloured glass lock-ring accessories for die-cast Aluminium downlight



TD-211W + GSBL



TD-116SS + GSV



< TD-404SN + GSBL

- Attachments for TD-116, 211, 404, and 405 see pages 56, 58, 72 & 73 respectively

ORDER CODES

Order Code	Description
GSW	Coloured glass trim short white
GSBL	Coloured glass trim short blue

TRIMS

Deep, coloured glass lock-ring accessories for die-cast Aluminium downlight



TD-211SN + GLBL



TD-116W + GLW



< TD-116SS + GLW

- Attachments for TD-116, 211, 404, and 405 see pages 56, 58, 72 & 73 respectively

ORDER CODES

Order Code	Description
GLW	Coloured glass trim long white
GLBL	Coloured glass trim long blue

STEEL

Fixed pressed Steel downlight

TD-M109 pictured right fitted >
with TLED-GU104W
LED lamp (not supplied)



- Suitable for 1 x 12V 50W MR16 GX5.3 or 1 x 230V GU/GZ10 lamp or LED retro-fit lamp.
Supplied complete with terminal block and bracket

FINISHES (Add suffix to order code)



TECHNICAL



ORDER CODES

Order Code	Description	Voltage (V)	Cut Out (mm)	Depth (mm)	Dia (mm)
TD-L109	1 x 50W MR16 ***	12	60	100	82
TD-M109	1 x 50W GU/GZ10 **	230	60	100	82

STEEL

Adjustable pressed Steel downlight

TD-M202 pictured right fitted >
with TLED-GU106W
LED lamp (not supplied)



- Suitable for 1 x 12V 50W MR16 GX5.3 or 1 x 230V GU/GZ10 lamp or LED retro-fit lamp.
Supplied complete with terminal block and bracket

FINISHES (Add suffix to order code)



TECHNICAL



ORDER CODES

Order Code	Description	Voltage (V)	Cut Out (mm)	Depth (mm)	Dia (mm)
TD-L202	1 x 50W MR16 ***	12	72	100	93
TD-M202	1 x 50W GU/GZ10 **	230	72	100	93

STEEL

Pressed Steel eyeball downlight

TD-M509 pictured right fitted >
with TLED-GU106W
LED lamp (not supplied)



- Suitable for 1 x 12V 50W MR16 GX5.3 or 1 x 230V GU/GZ10 lamp or LED retro-fit lamp.
Supplied complete with terminal block and bracket

FINISHES (Add suffix to order code)



White - W



Polished Chrome - PC



Satin Silver - SS



Polished Brass - PB



Satin Chrome - SC

TECHNICAL



F-Mark



Class 2**



Class 3***



IP20

Rating

ORDER CODES

Order Code	Description	Voltage (V)	Cut Out (mm)	Depth (mm)	Dia (mm)
TD-L509	1 x 50W MR16 ***	12	85	128	110
TD-M509	1 x 50W GU/GZ10 **	230	85	128	110



SQUARE

Fixed, die-cast Aluminium square downlight with lock-ring

TD-M404 pictured right fitted >
with TLED-GU106W
LED lamp (not supplied)



- Suitable for 1 x 12V 50W MR16 GX5.3 or 1 x 230V GU/GZ10 lamp or LED retro-fit lamp.
Supplied complete with terminal block and bracket

FINISHES (Add suffix to order code)



TECHNICAL



ORDER CODES

Order Code	Description	Voltage (V)	Cut Out (mm)	L (mm)	W (mm)	Depth (mm)
TD-L404	1 x 50W MR16 ***	12	70	80	80	100
TD-M404	1 x 50W GU/GZ10 **	230	70	80	80-	100

SQUARE


Adjustable, die-cast Aluminium square downlight with lock-ring

TD-M405 pictured right fitted >
with TLED-GU104W
LED lamp (not supplied)



- Suitable for 1 x 12V 50W MR16 GX5.3 or 1 x 230V GU/GZ10 lamp or LED retro-fit lamp.
Supplied complete with terminal block and bracket

FINISHES (Add suffix to order code)



TECHNICAL



ORDER CODES

Order Code	Description	Voltage (V)	Cut Out (mm)	L (mm)	W (mm)	Depth (mm)
TD-L405	1 x 50W MR16 ***	12	82	95	95	100
TD-M405	1 x 50W GU/GZ10 **	240	82	95	95	100

NEW

PRO PC

Recessed downlight plastic body and trim

TD-M111 pictured right fitted >
with TLED-GU104W
LED lamp (not supplied)



- Suitable for 1 x 230V GU/GZ10 lamp or LED retro-fit lamp. Supplied complete with terminal block and bracket. Interchangeable coloured trims

FINISHES (Add suffix to order code)



White - W



Brown - B



Black - Blk

TECHNICAL



Class 2



IP20

Rating

ORDER CODES

Order Code	Description	Voltage (V)	Cut Out (mm)	H (mm)	Dia (mm)
TD-M111	1 x GU10 lamp	230	58	70	82



GYRO

Fully adjustable, circular die-cast Aluminium designer wallwasher



TD-L138 pictured right fitted > with TLED-MR164W LED lamp (not supplied)



- Suitable for 1 x 12V 50W MR16 GX5.3 or 1 x 12V 35W MR11 GZ4 lamp or LED retro-fit lamp. Supplied complete with terminal block and bracket

FINISHES (Add suffix to order code)



White - W



Satin Nickel - SN

TECHNICAL



F-Mark



Class 3



IP20

Rating

ORDER CODES

Order Code	Description	Voltage (V)	Cut Out (mm)	Depth (mm)	Dia (mm)
TD-L138	1 x 50W MR16	12	100	120	129
TD-L172	1 x 35W MR11	12	95	100	110

SCOOP

Fully adjustable, die-cast Aluminium wallwasher



- Suitable for 1 x 12V 50W MR16 GX5.3 lamp or LED retro-fit lamp. Supplied complete with terminal block and bracket

FINISHES (Add suffix to order code)



White - W



Polished Chrome - PC



Satin Silver - SS



Satin Nickel - SN



Polished Brass - PB

TECHNICAL



F-Mark



Class 3



IP20

Rating

ORDER CODES

Order Code	Description	Voltage (V)	Cut Out (mm)	Depth (mm)	Dia (mm)
TD-L224	1 x 50W MR16	12	90	90	104


SHOWER

IP65, die-cast Aluminium downlight



- Suitable for 1 x 12V 50W MR16 GX5.3 or 1 x 12V 35W MR11 GZ4 lamp or LED retro-fit lamp. Supplied complete with terminal block and bracket

FINISHES (Add suffix to order code)



TECHNICAL



ORDER CODES

Order Code	Description	Voltage (V)	Cut Out (mm)	Depth (mm)	Dia (mm)
TD-L126	1 x 50W MR16 ***	12	72	112	82
TD-M126	1 x 50W GU/GZ10 **	230	72	112	82



DECO

Adjustable Antique die-cast Aluminium downlight with sanded finish

TD-L229 pictured right fitted >
with TLED-MR164W
LED lamp (not supplied)



- Suitable for 1 x 12V 50W MR16 GX5.3 or 1 x 230V GU/GZ10 lamp or LED retro-fit lamp.
Supplied complete with terminal block and bracket

FINISHES (Add suffix to order code)



Polished Brass - PB



Antique Brass - AB

TECHNICAL



F-Mark



Class 2**



Class 3***



IP20

Rating

ORDER CODES

Order Code	Description	Voltage (V)	Cut Out (mm)	Depth (mm)	Dia (mm)
TD-L229	1 x 50W MR16 ***	12	78	100	92
TD-M229	1 x 50W GU/GZ10 **	230	78	100	92

DECO

Fixed Antique die-cast Aluminium downlight with decorative edge

TD-M135 pictured right fitted >
with TLED-GU104W
LED lamp (not supplied)



- Suitable for 1 x 12V 50W MR16 GX5.3 or 1 x 230V GU/GZ10 lamp or LED retro-fit lamp.
Supplied complete with terminal block and bracket. Finished in Antique brass

TECHNICAL



F-Mark



Class 2**



Class 3***



IP20

Rating

ORDER CODES

Order Code	Description	Voltage (V)	Cut Out (mm)	Depth (mm)	Dia (mm)
TD-L135	1 x 50W MR16 ***	12	65	110	89
TD-M135	1 x 50W GU/GZ10 **	230	65	110	89

UCL

Surface or recessed under cupboard lights



Easy-Fix Connector



LVUCL1 - Pressed steel, recessed mounted.



< LVUCL2 - Moulded plastic, recessed or surface mounted.

- Supplied with 1 x 12V G4 capsule lamp and Easy-Fix connector with 2.0m lead

FINISHES (Add suffix to order code)



White - W



Polished Chrome - PC



Polished Brass - PB



Satin Chrome - SC



Stainless Steel- SS (LVCL1 Only)

TECHNICAL



F-Mark



Class 3



Rating

ORDER CODES

Order Code	Description	Voltage (V)	Cut Out (mm)	Depth (mm)	Dia (mm)
LVUCL1	1 x 20W G4	12	60	20	74
LVUCL2	1 x 20W G4	12	60	20	74

UCL

Surface or recessed LED under cupboard light



Recessed



< Surface

- Supplied with 21 x miniature white LEDs and easy-fix connector with 2.0m lead. Requires separate driver. Finished in stainless steel

TECHNICAL



F-Mark



Class 3



Rating

LED COLOUR




Daylight

ORDER CODES

Order Code	Description	Voltage (V)	Cut Out (mm)	Depth (mm)	Dia (mm)
LEDUCL1SST	21 x 0.07W daylight LED	12	60	25	74

UCL

Stylish triangular shaped steel under cupboard light



- Supplied with 1 x 12V G4 capsule lamp and Easy-Fix connector with 2.0m lead. Requires separate transformer

FINISHES (Add suffix to order code)



White - W



Stainless Steel - SS

TECHNICAL



F-Mark



Class 3




Rating

ORDER CODES

Order Code	Description	Voltage (V)	L (mm)	W (mm)	H (mm)
LVUCL4	1 x 20W G4	12	170	170	60

UCL LED

Stylish triangular glass LED under cupboard light



- Supplied with 21 x miniature white LEDs and easy fix connector with 2.0m lead. Requires separate driver

TECHNICAL



F-Mark



Class 3



Rating

LED COLOUR




Daylight

ORDER CODES

Order Code	Description	Voltage (V)	L (mm)	W (mm)	H (mm)
LEDUCL8	21 x 0.07W daylight LED	12	170	170	60

UCL

Wedge shaped stainless steel under cupboard light



- Supplied with 1 x 12V G4 capsule lamp and easy-fix connector with 2m lead. Finished in stainless steel. Requires separate transformer

TECHNICAL



F-Mark



Class 3



IP20

Rating

ORDER CODES

Order Code	Description	Voltage (V)	L (mm)	W (mm)	H (mm)
LVUCLSST	1 x 20W G4	12	140	85	78



NEW
EURO LED
 Slimline recessed LED downlighter



- Recessed compact LED downlight supplied with remote driver

TECHNICAL **LED COLOUR**



ORDER CODES

Order Code	Description	Voltage (V)	Cut Out (mm)	Depth (mm)	Dia (mm)
EUROLED8	8W LED	230	89	26	118
EUROLED12	12W LED	230	162	26	173

Lamp colour options: **WW** - warm white (3000K), **NW** - neutral white (4000K), add suffix to order code when choosing lamp colour option

NEW
EURO LED
 Slimline recessed LED downlighter



- Recessed compact LED downlight supplied with remote driver

TECHNICAL **LED COLOUR**



ORDER CODES

Order Code	Description	Voltage (V)	Cut Out (mm)	Depth (mm)	Dia (mm)
EUROLED19	19W LED	230	223	26	240
EUROLED24	24W LED	230	282	26	298

Lamp colour options: **WW** - warm white (3000K), **NW** - neutral white (4000K), add suffix to order code when choosing lamp colour option

NEW

EURO LED RGB

Slimline recessed RGB LED



- Recessed compact RGB LED downlight

TECHNICAL



Class 2



Rating

ORDER CODES

Order Code	Description	Voltage (V)	Cut Out (mm)	Depth (mm)	Dia (mm)
EURO19LEDO/RGB	LED RGB downlight	230	162	26	173

Note: Requires driver and controller - see page 91

NEW

EURO LED RGB

Controller



Receiver



- Single channel
- 4 set programs
- Dimmer control
- IR signal

ORDER CODES

Order Code	Description	L (mm)	Depth (mm)	W (mm)
TLED-FXRGB/IR-REC	Hand-held controller	84	5	50

NEW **ULTRA LED**

High power professional downlight with Philips 'Fortimo' DLM module



- Supplied with Philips 'Fortimo' DLM Gen4 LED 2000 lumen output module and driver
- Other lumen packages available
- Trims and accessories - page 95-99

TECHNICAL **LED COLOUR**



Class 2



IP20

Rating



Warm white



Neutral white

ORDER CODES

Order Code	Description	Voltage (V)	Cut Out (mm)	Depth (mm)	Dia (mm)
ULT200/LED	20W Fortimo DLM Gen4 LED	230	180	160	200

Lamp colour options: **WW** - warm white (3000K), **NW** - neutral white (4000K), add suffix to order code when choosing lamp colour option

NEW **ULTRA LED**

High power professional downlight with Philips 'Fortimo' DLM module



- Supplied with Philips 'Fortimo' DLM Gen4 LED 2000 lumen output module and driver
- Other lumen packages available
- Trims and accessories - page 95-99

TECHNICAL **LED COLOUR**



Class 2



IP20

Rating



Warm white



Neutral white

ORDER CODES

Order Code	Description	Voltage (V)	Cut Out (mm)	Depth (mm)	Dia (mm)
ULT260/LED	20W Fortimo DLM Gen4 LED	230	240	170	260

Lamp colour options: **WW** - warm white (3000K), **NW** - neutral white (4000K), add suffix to order code when choosing lamp colour option

NEW

ULTRA LED

Emergency high power professional emergency
downlight with Philips 'Fortimo' DLM module



- Supplied with Philips 'Fortimo' DLM Gen4 LED 2000 lumen output module, driver and remote emergency pack
- Other lumen packages available
- Trims and accessories - page 95-99

TECHNICAL LED COLOUR



Class 2



IP20
Rating



Warm white



Neutral white

ORDER CODES

Order Code	Description	Voltage (V)	Cut Out (mm)	Depth (mm)	Dia (mm)
ULT200/LED/RM3	20W DLM Gen4 LED module	230	180	160	200
ULT260/LED/RM3	20W DLM Gen4 LED module	230	240	170	260

Lamp colour options: **WW** - warm white (3000K), **NW** - neutral white (4000K), add suffix to order code when choosing lamp colour option

ULTRA LED

Trims



White as standard



APC - Polished Chrome
(Add suffix after order code)



AGY - Grey
(Add suffix after order code)

ULTRA LED

Diffuser accessories



UTL0DS/L



ULTPDS/L

ORDER CODES

Order Code Small (200mm)	Order Code Large (260mm)	Description
ULT0DS	ULT0DL	Polycarbonate opal diffuser
ULTPDS	ULTPDL	Polycarbonate prismatic diffuser
ULTCDS	ULTCDL	Polycarbonate clear diffuser

ULTRA LED

Louvre accessories



ULTHWTS



ULT4CS/L

ORDER CODES

Order Code Small (200mm)	Order Code Large (260mm)	Description
ULT4CS	ULT4CS/L	4 cell polished Aluminium louvre
ULTHWTS	Not available	Turbo polished Aluminium louvre

ULTRA LED

Glass accessories



DGR2S



DGR6S

ORDER CODES

Order Code Small (200mm)	Order Code Large (260mm)	Description
DGR2S	DGR2L	Frosted glass
DGR2BLS	DGR2BLL	Blue glass
DGR5BLS	DGR5BLL	Blue ring
DGR6S	DGR6L	Frosted glass with perforated edge
DGR6BLS	DGR6BLL	Blue glass with perforated edge

ULTRA LED

Glass accessories



DGR7S



DGR5S



DGR7BLS

ORDER CODES

Order Code Small (200mm)	Order Code Large (260mm)	Description
DGR5S	DGR5L	Frosted ring
DGR7S	DGR7L	Frosted glass ring with perforated edge
DGR7BLS	DGR7BLL	Blue glass ring with perforated edge

EURO PL

Recessed compact fluorescent downlight



OPTIONS - ELECTRICAL

- /HF** High frequency control gear
- /HFD** High frequency digital dimmable control gear
- /HFR** High frequency regulating dimmable control gear
- /RM3** Remote 3 hours maintained emergency pack

ORDER CODES

Order Code	Description	Cut Out (mm)	L (mm)	Depth (mm)	Dia (mm)
EURO118PL	1 x 18W PL-C	225	365	120	245
EURO126PL	1 x 26W PL-C	225	365	120	245
EURO132PL	1 x 32W PL-T	225	365	120	245
EURO142PL	1 x 42W PL-T	225	365	120	245
EURO218PL	2 x 18W PL-C	225	365	120	245
EURO226PL	2 x 26W PL-C	225	365	120	245
EURO232PL	2 x 32W PL-T	225	365	120	245
EURO242PL	2 x 42W PL-T	225	365	120	245

EURO PL

Recessed compact fluorescent downlight



OPTIONS - OPTICAL

- /DGRH** Frosted halo drop glass
- /DGRBL** Blue colour drop glass
- /DGR** Etched drop glass
- /HWT** Turbo louvre

EURO PL

Accessories and diffusers



EURO-CD



EURO-FG



EURO-OD



EURO-PD



EURO-OD/EXIT 3 L/R

ACCESSORIES

EURO-CD

IP44 Clear diffuser

EURO-FG

IP44 Frosted glass

EURO-PD

IP44 Prismatic diffuser

EURO-OD

IP44 Opal diffuser

EURO-CD/EXIT 3

IP44 Emergency Legend Down

EURO-CD/EXIT 3 L/R

IP44 Emergency Legend Left or Right



600 SERIES

Professional gimble style downlights



TLED-602-9



TLED-601-9

TLED-604-9 >



- Fully adjustable LED gimble downlight in choice of 3 models. Supplied with driver. Finished in Aluminium grey

TECHNICAL



F-Mark



Class 3



Rating



Neutral white

LED COLOUR

ORDER CODES

Order Code	Description	Voltage (V)	Cut Out (mm)	H (mm)	Depth (mm)	W (mm)
TLED-601-9	3 x 3W High output LEDs	230	85 x 85	120	110	120
TLED-602-9	6 x 3W High output LEDs	230	85 x 180	120	110	205
TLED-604-9	12 x 3W High output LEDs	230	180 x 180	205	110	205



MH

Recessed rectangular tilt adjustable Quartz Metal Halide downlight



- Supplied with 1 x 230V HQI-TS lamp, remote control gear and finished in white

TECHNICAL



F-Mark



Class I



Rating

ORDER CODES

Order Code	Description	Voltage (V)	Cut Out (mm)	H (mm)	Dept (mm)	W (mm)
EURO70MH	1 x 70W HQI-TS	230	200 x 125	230	110	140
EURO150MH	1 x 150W HQI-TS	230	200 x 125	230	110	140

TMHG

Recessed circular fully adjustable ceramic Metal Halide downlight



- Supplied with 1 x 230V CDM-T lamp, remote control gear and finished in white

TECHNICAL



F-Mark



Class I



Rating

ORDER CODES

Order Code	Description	Voltage (V)	Cut Out (mm)	Depth (mm)	Dia (mm)
TMHG35	1 x 35W CDM-T	230	154	140	170
TMHG70	1 x 70W CDM-T	230	154	140	170
TMHG150	1 x 150W CDM-T	230	154	140	170

TMH MICRO

Miniature, circular recessed, fully adjustable ceramic Metal Halide downlight



- Supplied with 1 x 230V CDM-TC lamp, remote control gear and finished in white

TECHNICAL



ORDER CODES

Order Code	Description	Voltage (V)	Cut Out (mm)	Depth (mm)	Dia (mm)
TMHMICRO35	1 x 35W CDM-TC	230	115	115	125

TMH 2500

Recessed Quartz Metal Halide downlight



- Recessed Metal Halide downlight supplied with remote control gear and 230V HQI-TS lamp

TECHNICAL



ORDER CODES

Order Code	Description	Voltage (V)	Cut Out (mm)	Depth (mm)	Dia (mm)
TMH 2500	1 x 70W HQI-TS	230	240	115	260

SPOTLIGHTS

Track & surface mounted spotlights for highlighting and accentuating key features and forms



2020 S-SPOT

Suspended LED Spotlight with twin heads



TD20M36L >



TD20M18L



- Modern multi pendant LED spotlight fitted with 6 x 3W LED per module and driver. Finished in Silver

TECHNICAL



F-Mark



Class I



Rating



Neutral white

LED COLOUR

ORDER CODES

Order Code	Description	L (mm)	W (mm)	H (mm)	Drop (mm)
TD20M36L	12 x 3W LED module	500	185	52	1500
TD20M18L	6 x 3W LED module	-	185	330	1500

2020 P-SPOT

Suspended LED pendant



- Modern single LED pendant fitted with 6 x 1W LED and driver. Finished in Silver

TECHNICAL



F-Mark



Class I



Rating



Neutral white

LED COLOUR

ORDER CODES

Order Code	Description	H (mm)	Drop (mm)	Dia (mm)
TD20P6L	6 x 1W LED module	121	1500	108

TMH LUXFLOOD

High performance interior flood



- Adjustable Metal Halide floodlight supplied with surface mounting box, gear and lamp. Finished in white

TECHNICAL



F-Mark Class I Rating

ORDER CODES

Order Code	Description	Voltage (V)	L (mm)	W (mm)	H (mm)
TD-MHF70	1 x 70W HQI-TS	230	355	245	140
TD-MHF150	1 x 150W HQI-TS	230	355	245	140

NEW

EUROPA PL

Track mounted compact fluorescent interior flood



- Low-energy compact fluorescent interior floodlight, supplied with TamLite 'Solo' 230V track adapter gear and lamps. Finished in white

TECHNICAL



F-Mark Class I Rating

ORDER CODES

Order Code	Description	Voltage (V)	L (mm)	W (mm)	H (mm)
TD20TS24	2 x 24W PLL	230	385	167	165

TRACK GUIDE

Low Voltage Spotlights for mains track



TD-S299



TD-S225/250



LVS619




LVS200



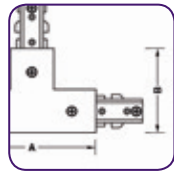
LVS623



LVS100



TRACK



TRACK CONNECTORS

TRACK GUIDE

Mains Voltage Spotlights for mains track



TD-T2017



TD-S333



TD-T285



HS63



HS50



TD-T295



TD-T294



TD-T315



TD-T35TC



TD-20TS19L




TD-20TS12L



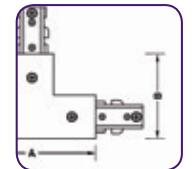
TD-20TS27L



TD-20TSQ18L



TRACK



TRACK CONNECTORS

EUROPA

Professional Spotlight, ideal for retail applications



- Professional CDM-TC track spotlight supplied with TamLite 'Solo' 230V track adapter and lamp. Finished in Aluminium silver. 3 circuit and surface mount versions available /3T, /S

FINISHES (Add suffix to order code)



White - W



Black - BLK

TECHNICAL



F-Mark



Class I



IP20

Rating

ORDER CODES

Order Code	Description	Voltage (V)	W (mm)	H (mm)
TD-T35TC	1 x 35W CDM-TC	230	230	190
TD-T70TC	1 x 70W CDM-TC	230	230	190



NEW

EUROPA LED

Europa Spotlight with Philips 'Fortimo' LED



- 19W Professional LED track spotlight supplied with TamLite 'Solo' 230V track adapter, Philips SLM Gen3 2000 lumen LED module. Finished in White

TECHNICAL



F-Mark



Class I



Rating



Warm white

LED COLOUR

ORDER CODES

Order Code	Description	Voltage (V)	W (mm)	H (mm)
TD20TS19L	19W SLM Gen3 LED module	230	230	190



NEW

2020 MT-SPOT

12W high output LED track Spotlight



- 12W LED track spotlight, supplied with TamLite 'Solo' 230V track adapter. Finished in White
Also available in 3 circuit track version /3T

FINISHES (Add suffix to order code)



Silver - SL



Black - BLK

TECHNICAL



F-Mark



Class I



Rating

LED COLOUR



Neutral white

ORDER CODES

Order Code	Description	Voltage (V)	L (mm)	W (mm)	H (mm)
TD20TS12L	12W CoB LED	230	120	102	67



2020 T-SPOT

Modern track Spotlight



Metal Halide Version

- Modern LED or Metal Halide track spotlight supplied with TamLite 'Trio' track adapter and driver. Finished in silver or white. Adjustable 10°-60° beam angle (LED version). 24° Narrow beam available (Metal Halide version)

FINISHES (Add suffix to order code)



White -W

TECHNICAL



F-Mark



Class I



Rating

LED COLOUR



Neutral white

ORDER CODES

Order Code	Description	L (mm)	W (mm)	H (mm)
TD20TS27L	9 x 3W LED module	190	145	205
TD20TS35	1 x 35W CDM-T	150	220	255
TD20TS70	1 x 70W CDM-T	150	220	255

2020 TS-SPOT

Modern square track Spotlight



- Modern LED square track spotlight supplied with TamLite 'Trio' track adapter and driver. Finished in silver

TECHNICAL



F-Mark



Class I



Rating

LED COLOUR



Neutral white

ORDER CODES

Order Code	Description	W (mm)	Depth (mm)	W (mm)
TD20TSQ18L	6 x 3W LED module	262	38	262

STARLITE SPOT

2 and 3-way Spotlight plates



TD-S2017/2

◀ TD-S2017/3 pictured left fitted with TLED-GU106W LED lamp (not supplied)

- Supplied with 2 or 3 × 230V 50W GU10 lamps and terminal block. Finished in satin nickel

TECHNICAL



ORDER CODES

Order Code	Description	Voltage (V)	W (mm)	H (mm)
TD-S2017/2	2 × 50W GU10	230	180	130
TD-S2017/3	3 × 50W GU10	230	240	130

STARLITE SPOT

2 and 4-way curved Spotlight bars




TD-S2103/2

◀ TD-S2103/4 pictured left fitted with TLED-GU104W LED lamp (not supplied)

- Supplied with 2 or 4 × 230V 50W GU10 lamps and terminal block. Finished in satin nickel

TECHNICAL



ORDER CODES

Order Code	Description	Voltage (V)	L (mm)	H (mm)
TD-S2103/2	2 × 50W GU10	230	380	150
TD-S2103/4	4 × 50W GU10	230	760	150

STARLITE SPOT

2 and 4-way Spotlight bars



◀ TD-S333/2 pictured left fitted with TLED-GU104W LED lamp (not supplied)

- Supplied with 2 or 4 × 230V 50W GU10 lamps and terminal block. Finished in satin nickel

TECHNICAL



F-Mark Class I Rating

ORDER CODES

Order Code	Description	Voltage (V)	L (mm)	H (mm)
TD-S333/2	2 × 50W GU10	230	330	170
TD-S333/4	4 × 50W GU10	230	715	170

STARLITE SPOT

Single Spotlight plate



◀ TD-S2017/1 pictured left fitted with TLED-GU104W LED lamp (not supplied)

- Supplied with 1 × 230V 50W GU10 lamp and terminal block. Finished in satin nickel

TECHNICAL



F-Mark Class I Rating

ORDER CODES

Order Code	Description	Voltage (V)	Dia (mm)	H (mm)
TD-S2017/1	1 × 50W GU10	230	110	130

LVS

12V MR16 track mounted Spotlight




< TD-S299W pictured left fitted with TLED-MR16 4W LED lamp (not supplied)



- Track mounted spotlight with integral transformer and suitable for TamLite 'Solo' track. Supplied with 1 x 12V 50W MR16 lamp and a choice of decorative coloured glass trims are available

FINISHES (Add suffix to order code)



TECHNICAL



ORDER CODES

Order Code	Description	Voltage (V)	W (mm)	H (mm)
TD-S299	1 x 50W MR16	12	75	130

LVS

12V MR16 track mounted Spotlight



< TD-T225 pictured left fitted with TLED-MR16 4W LED lamp (not supplied)



- Track mounted spotlight with integral transformer and suitable for TamLite 'Solo' track. Supplied with 1 x 12V 50W MR16 lamp with a choice of 2 different lengths - 250mm or 500mm. Finished in satin Chrome

TECHNICAL



ORDER CODES

Order Code	Description	Voltage (V)	W (mm)	Drop (mm)
TD-T225	1 x 50W MR16 - 250mm drop	12	100	250
TD-T250	1 x 50W MR16 - 500mm drop	12	100	500

LVS

12V MR16 track mounted Spotlights




- Track mounted spotlights with integral transformer and suitable for TamLite 'Solo' track. Supplied with 1 x 12V 50W MR16 lamp

FINISHES (Add suffix to order code)



White - W Black - B Polished Chrome - PC Polished Brass - PB

TECHNICAL




F-Mark Class 3 Rating

ORDER CODES

Order Code	Description	Voltage (V)	W (mm)	H (mm)
LVS619	1 x 50W MR16 (Aluminium reflector) Available in W, B, PB	12	130	140
LVS200	1 x 50W MR16 (Aluminium reflector) Available in W, PC, PB	12	165	180

LVS

12V MR16 track mounted Spotlights



- Track mounted spotlights with integral transformer and suitable for TamLite 'Solo' track. Supplied with 1 x 12V GY6.35 or 1 x 12V 50W MR16 lamp

FINISHES (Add suffix to order code)



White - W Polished Chrome - PC Polished Brass - PB

TECHNICAL



F-Mark Class 3 Rating

ORDER CODES

Order Code	Description	Voltage (V)	W (mm)	H (mm)
LVS623	1 x 50W MR16 Only available in W	12	140	160
LVS100	1 x 50W GY6.35 Available in W, PC, PB	12	110	240

MVS

GU10 Mains track mounted Spotlight



< TD-T2017 pictured left fitted with TLED-GU104W LED lamp (not supplied)

- Supplied with 1 x 230V 50W GU10 lamp and TamLite 'Solo' track adapter

FINISHES (Add suffix to order code)



White - W Polished Chrome - PC Satin Nickel - SN Polished Brass - PB

TECHNICAL



F-Mark Class 2 Rating

ORDER CODES

Order Code	Description	Voltage (V)	W (mm)	H (mm)
TD-T2017	1 x 50W GU10	230	110	125

MVS

GU10 Mains track mounted Spotlights



< TD-S333 pictured far left & TD-T285 left fitted with LED lamp (not supplied)

- Supplied with 2 or 4 x 230V 50W GU10 lamps and terminal block

FINISHES



Satin Nickel - SN Grey - G

TECHNICAL



F-Mark Class 2 Rating

ORDER CODES

Order Code	Description	Voltage (V)	W (mm)	Depth (mm)
TD-S333	1 x 50W GU10 Only available in Satin Nickel - SN	230	80	140
TD-T285	1 x 50W GU10 Only available in Grey - G	230	100	150

MVS

GU10 Mains track mounted Spotlight



- Suitable for 1 x 230V 75W GU10 lamp and Tam-lite 'Solo' track adapter
Also available as surface mounted /S

FINISHES (Add suffix to order code)



White - W



Polished Chrome - PC

TECHNICAL



F-Mark



Class 2



Rating

ORDER CODES

Order Code	Description	Voltage (V)	W (mm)	H (mm)
HS63	1 x 75W GU10	230	90	100

MVS

GU10 Mains track mounted Spotlight



- Supplied with 1 x 230V 50W GU10 lamp. Mains track mounted spotlight
Also available as surface mounted /S

FINISHES (Add suffix to order code)



White - W



Black - B



Polished Chrome - PC



Satin Nickel - SN



Polished Brass - PB

TECHNICAL



F-Mark



Class 2



Rating

ORDER CODES

Order Code	Description	Voltage (V)	W (mm)	H (mm)
H550	1 x 50W GU10	230	80	110

MVS

GU10 Mains track mounted Spotlight



- Modern Satin Nickel body with stylish blue or white opal glass. Supplied with 1 x 230V 50W GU10 lamp and Tamlite 'Solo' track adapter

FINISHES (Add suffix to order code)



TECHNICAL



ORDER CODES

Order Code	Description	Voltage (V)	W (mm)	H (mm)
TD-T295	1 x 50W GU10	230	80	140

MVS

G9 Mains track mounted Spotlights



- Modern cone and cylinder shaped opal glass. Supplied with 1 x 230V G9 capsule lamp and Tamlite 'Solo' track adapter

TECHNICAL



ORDER CODES

Order Code	Description	Voltage (V)	W (mm)	H (mm)
TD-T315	1 x 40W G9	230	100	155
TD-T294	1 x 40W G9	230	90	130

SOLO

Single circuit mains track



- The TamLite 'Solo' single circuit system has an unobtrusive profile and includes a wide range of accessories for a variety of configurations. Luminaires can be positioned at any point along a track length and secured with a simple twist and lock action. Sections are supplied complete with two stop ends. Nominal supply: 230V 50Hz. Current Rating: 16A Max

FINISHES (Add suffix to order code)



White - W



Black - B



Aluminium Grey - AL



Polished Brass - PB

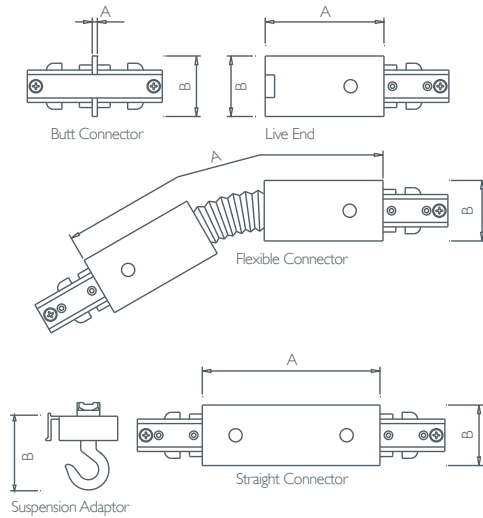
ORDER CODES

Order Code	Voltage	L (mm)	W (mm)	H (mm)
T600	230	615	35	18
T1200	230	1205	35	18
T1800	230	1835	35	18
T2400	230	2445 (White only)	35	18



SOLO

Single circuit mains track



FINISHES (Add suffix to order code)



White - W



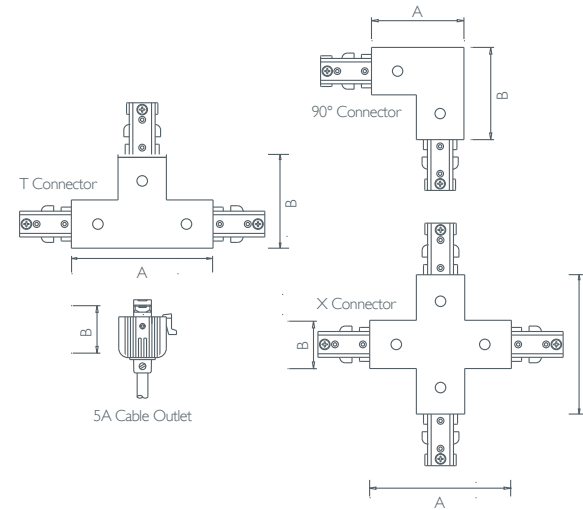
Black - B

ORDER CODES

Order Code	Description	Dimension A (mm)	Dimension B (mm)
TBC	Butt connector	3	35
TLE	Live feed	70	35
TFC	Flexible connector	175	35
TSA	Suspension adaptor	-	42
TSC	Straight connector	102	35

SOLO

Single circuit mains track



FINISHES (Add suffix to order code)



White - W




Black - B

ORDER CODES

Order Code	Description	Dimension A (mm)	Dimension B (mm)
T90	90° connector	69	69
TPA	5A Cable outlet (1.0m)	-	-
TXC	X connector	102	102
TTC	T connector	102	69

TRIO

230V 3 circuit track system



- 3 circuit professional track system
- Full range of connectors
- Allows multi switching of spotlights
- Supplied as standard in matt Aluminium finish

FINISHES (Add suffix to order code)



White - W



Black - B

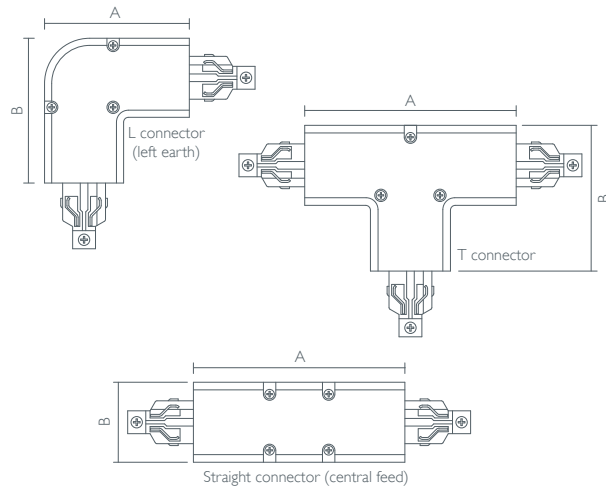
ORDER CODES

Order Code	L (mm)	W (mm)	H (mm)
T31000	1000	40	33
T32000	2000	40	33



TRIO

230V 3 circuit track system



FINISHES (Add suffix to order code)



White - W



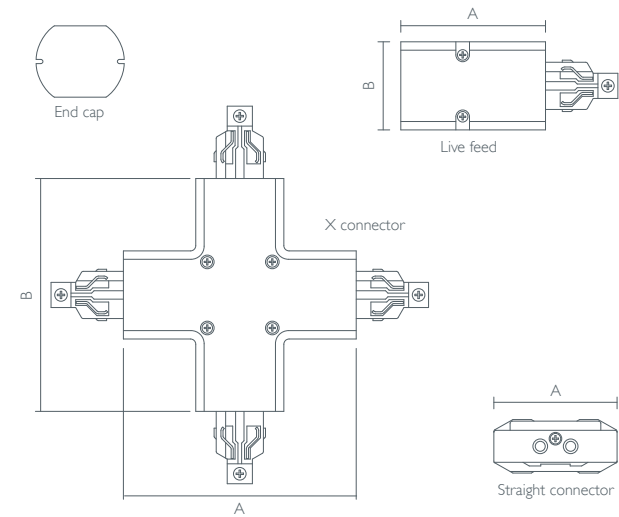
Black - B

ORDER CODES

Order Code	Description	Dimension A (mm)	Dimension B (mm)
T390L	L connector (left earth)	80	80
T390R	L connector (right earth)	80	80
T3TCL	T connector (left earth)	119	80
T3TCR	T connector (right earth)	119	80
T3SCF	Straight connector (central feed)	119	40
T3SUSP	2.0m wire suspension kit c/w track clip	-	-

TRIO

230V 3 circuit track system



FINISHES (Add suffix to order code)



White - W



Black - B

ORDER CODES

Order Code	Description	Dimension A (mm)	Dimension B (mm)
T3EC	End cap	-	-
T3LEL	Live feed (left earth)	68	40
T3LER	Live feed (right earth)	68	40
T3SC	Straight connector	65	-
T3XC	X connector	119	119

WALL LIGHTS

*Decorative wall lights to enhance corridors,
reception, living and work areas*



WALL LIGHT

High output one-way LED wall light



- Modern style square wall light with single 1W high output white LED. Finished in brushed Aluminium and supplied with fixing bracket and internal driver

TECHNICAL



F-Mark



Class 2



IP20
Rating



One-way



Neutral white

LED COLOUR

ORDER CODES

Order Code	Description	Voltage (V)	W (mm)	H (mm)	Depth (mm)
TLED-MWS1	1 x 1W high output LED	230	64	60	64

WALL LIGHT

High output two-way LED wall light



- Modern style square wall light with 2 x 1W high output white LEDs. Finished in brushed Aluminium and supplied with fixing bracket and internal driver

TECHNICAL



F-Mark



Class 2



IP20
Rating



Two-way



Neutral white

LED COLOUR

ORDER CODES

Order Code	Description	Voltage (V)	W (mm)	H (mm)	Depth (mm)
TLED-MWS2	2 x 1W high output LED	230	64	80	64

WALL LIGHT

High output one-way LED wall light



- Modern style circular wall light with single 1W high output white LED. Finished in brushed Aluminium and supplied with fixing bracket and internal driver

TECHNICAL



F-Mark



Class 2



IP20

Rating



One-way



Neutral white

LED COLOUR

ORDER CODES

Order Code	Description	Voltage (V)	W (mm)	H (mm)	Depth (mm)
TLED-MWC1	1 x 1W high output LED	230	80	135	64

WALL LIGHT

High output two-way LED wall light



- Modern style circular wall light with 2 x 1W high output white LEDs. Finished in brushed Aluminium and supplied with fixing bracket and internal driver

TECHNICAL



F-Mark



Class 2



IP20

Rating



Two-way



Neutral white

LED COLOUR

ORDER CODES

Order Code	Description	Voltage (V)	W (mm)	H (mm)	Depth (mm)
TLED-MWC2	2 x 1W high output LED	230	80	190	60

WALL LIGHT

High output one-way 'D' shaped LED wall light



- Modern 'D' shaped wall light with single 1W high output white LED. Finished in brushed Aluminium and supplied with fixing bracket and internal driver

TECHNICAL



F-Mark



Class 2



IP20

Rating



One-way



Neutral white

LED COLOUR

ORDER CODES

Order Code	Description	Voltage (V)	W (mm)	H (mm)	Depth (mm)
TLED-MWD1	1 x 1W high output LED	230	80	60	60

WALL LIGHT

High output two-way 'D' shaped LED wall light



- Modern 'D' shaped wall light with 2 x 1W high output white LEDs. Finished in brushed Aluminium and supplied with fixing bracket and internal driver

TECHNICAL



F-Mark



Class 2



IP20

Rating



Two-way



Neutral white

LED COLOUR

ORDER CODES

Order Code	Description	Voltage (V)	W (mm)	H (mm)	Depth (mm)
TLED-MWD2	2 x 1W high output LED	230	80	80	60

WALL LIGHT

High output rectangular LED wall uplight



- Modern style wall light with 3 x 1W high output white LEDs. Finished in brushed Aluminium and supplied with fixing bracket and internal driver

TECHNICAL



F-Mark



Class 2



IP20

Rating



One-way



Neutral white


LED COLOUR

ORDER CODES

Order Code	Description	Voltage (V)	W (mm)	H (mm)	Depth (mm)
TLED-MWS3	3 x 1W high output LED	230	147	64	50

WALL LIGHT

High output two-way rectangular LED wall light



- Modern style wall light with 6 x 1W high output white LEDs. Finished in brushed Aluminium and supplied with fixing bracket and internal driver

TECHNICAL



F-Mark



Class 2



IP20

Rating



Two-way



Neutral white

LED COLOUR

ORDER CODES

Order Code	Description	Voltage (V)	W (mm)	H (mm)	Depth (mm)
TLED-MWS6	6 x 1W high output LED	230	147	80	50

WALL LIGHT

High output two-way LED wall light with glass frame



- Modern style wall light with 6 x 1W high output white LEDs and decorative glass frame. Finished in brushed Aluminium and supplied with fixing bracket and internal driver

TECHNICAL



F-Mark



Class 2



Rating



Two-way



Neutral white

LED COLOUR

ORDER CODES

Order Code	Description	Voltage (V)	W (mm)	H (mm)	Depth (mm)
TLED-GW6	6 x 1W high output LED	230	180	250	80

WALL LIGHT

High output circular LED wall light with coloured glass tube




Red



Amber



Blue



< White

- Modern style wall light with 1W high output white LED and decorative glass tube. Finished in brushed Aluminium supplied with 4 colour glasses (White, Blue, Amber and Red), fixing bracket and internal driver

TECHNICAL



F-Mark



Class 2



Rating



One-way



Neutral white

LED COLOUR

ORDER CODES

Order Code	Description	Voltage (V)	W (mm)	H (mm)	Depth (mm)
TLED-MWG	1 x 1W high output LED	230	60	140	70

MARKER LIGHT

Miniature square LED step light



- Supplied with 2W LEDs and driver. Finished in satin Silver

TECHNICAL



F-Mark



Class 2



Rating



Neutral white

LED COLOUR

ORDER CODES

Order Code	Description	Voltage (V)	Cut Out (mm)	W (mm)	H (mm)	Depth (mm)
TLED-157	2W LED array	230	55	68	68	23

MARKER LIGHT

Miniature circular LED step light



- Supplied with 2W LEDs and driver. Finished in satin Silver

TECHNICAL



F-Mark



Class 2



Rating



Neutral white

LED COLOUR

ORDER CODES

Order Code	Description	Voltage (V)	Cut Out (mm)	Dia (mm)	Depth (mm)
TLED-151	2W LED array	230	55	68	23

MARKER LIGHT

Miniature LED recessed plinth light kit



TD-K690BL



LED

< TD-K690W

- Easy to fit LED marker light kit supplied with 4 lights, plug top driver and 2.0m interconnecting leads. Finished in satin Silver with white or blue LEDs

TECHNICAL



F-Mark



Class 3



IP20

Rating

ORDER CODES

Order Code	Description	Voltage (V)	Cut Out (mm)	W (mm)	H (mm)
TD-K690W	4 x 0.5W LEDs	230	10	38	38
TD-K690BL	4 x 0.5W LEDs	230	10	38	38



2020 W-SPOT

Contemporary LED wall uplight



- Modern LED wall uplight fitted with 6 x 1W LEDs and internal driver. Finished in Silver

TECHNICAL



F-Mark



Class 1



Rating



One-way



Neutral white

LED COLOUR

ORDER CODES

Order Code	Description	Voltage (V)	H (mm)	W (mm)	Depth (mm)
TD20W6L	6 x 1W LED	230	141	108	118

MIRROR

Internally illuminated mirror light



- Supplied with 2 x 13W T5 lamps and gear, rocker switch fitted. Finished in white

TECHNICAL



F-Mark



Class 2




Rating

ORDER CODES

Order Code	Description	Voltage (V)	W (mm)	H (mm)	Depth (mm)
TD-B315	2 x 13W T5	230	600	600	60

MIRROR

Glass and Chrome curved over-mirror light



- Curved metal and glass over-mirror light supplied with 13W LED array. Finished in Satin Nickel

TECHNICAL



F-Mark



Class 1



Rating

LED COLOUR




Neutral white

ORDER CODES

Order Code	Lamp	Voltage (V)	L (mm)	H (mm)	Depth (mm)
TLED-306	13W LED array	230	555	87	96

MIRROR

Steel and glass wall light



- Over mirror light supplied with 4W LED array. Finished in Satin Nickel

TECHNICAL



F-Mark



Class 1



Rating

LED COLOUR



Neutral white

ORDER CODES

Order Code	Lamp	Voltage (V)	L (mm)	H (mm)	Depth (mm)
TLED-303	4W LED array	230	505	87	30

MIRROR

Glass and Chrome wall-mounted bathroom light



- Curved glass over mirror light supplied with 15W LED array. Finished in polished Chrome

TECHNICAL



F-Mark



Class 1



Rating



Neutral white

LED COLOUR

ORDER CODES

Order Code	Lamp	Voltage (V)	L (mm)	H (mm)	Depth (mm)
TLED-301	15W LED array	230	595	78	93



PENDANTS & FLOOR

*Traditional and contemporary designs ideal
for dining rooms or feature lighting*



SAPPHIRE

Decorative prismatic pendant



Ceiling rose



< TSP42

- Decorative prismatic pendant supplied with control gear, lamp and 2m black suspension flex. Dimmable and emergency options available - please enquire

TECHNICAL



F-Mark



Class I



Rating

ORDER CODES

Order Code	Description	Voltage (V)	H (mm)	Dia (mm)
TSP42	1 x 42W PL-T	230	325	320
TSP242	2 x 42W PL-T	230	460	350
TSP442	4 x 42W PL-T	230	510	410



< TSP442

QUARTZ

Decorative, prismatic pendant



- Suitable for 1 x 40W E14 low-energy golf ball lamp, 1.4m clear cable and ceiling fixing plate. Finished in polished Chrome

TECHNICAL



F-Mark



Class I



Rating

ORDER CODES

Order Code	Description	Voltage (V)	H (mm)	Drop (mm)	Dia (mm)
TD-P530	1 x E14 (40W Max)	230	240	1400	180



EMPOLI

Slim Satin nickel steel pendant



- Supplied with 1 x 230V G9 capsule lamp and 1.25m black cable and ceiling fixing plate.
Finished in Satin Nickel

TECHNICAL



F-Mark



Class I



Rating

ORDER CODES

Order Code	Description	Voltage (V)	H (mm)	Drop (mm)	Dia (mm)
TD-P520	1 x 40W G9	230	250	1250	70



TORINO

Tubular wall-mounted fitting



- Supplied with 8 x 12V G4 capsule lamps and transformer. Finished in polished Chrome

TECHNICAL



F-Rated



Class I



Rating

ORDER CODES

Order Code	Description	Voltage (V)	H (mm)	Depth (mm)	W (mm)
TD-DS158	8 x 10W G4	230	280	90	200

TORINO

Tubular ceiling-mounted fitting



- Supplied with 20 x 12V G4 capsule lamps and transformer. Finished in polished Chrome

TECHNICAL



F-Rated



Class I



Rating

ORDER CODES

Order Code	Description	Voltage (V)	Drop (mm)	Dia (mm)
TD-DS1520	20 x 10W G4	230	930	630

VENICE

Decorative ceiling-mounted pendant with tulip shaped glass



< TD-DS165

- Supplied with 5 x 12V G4 capsule lamps and transformer. Finished in polished Chrome

TECHNICAL



F-Mark



Class I



Rating

ORDER CODES

Order Code	Description	Voltage (V)	L (mm)	W (mm)	H (mm)
TD-DS165	5 x 10W G4	230	500	500	460

VENICE

Decorative wall lamp with tulip shaped glass



< TD-DS162

- Supplied with 2 x 12V G4 capsule lamps and transformer. Finished in polished Chrome

TECHNICAL



F-Rated



Class I



Rating

ORDER CODES

Order Code	Description	Voltage (V)	W (mm)	H (mm)	Depth (mm)
TD-DS162	2 x 10W G4	230	480	480	130

VENICE FLOOR

Decorative floor standing luminaire with tulip shaped glass



- Supplied with 5 x 12V G4 capsule lamps and transformer. Finished in polished Chrome

TECHNICAL



F-Mark



Class I



Rating

ORDER CODES

Order Code	Description	Voltage (V)	H (mm)
TD-DS165F	5 x 10W G4	230	1750



CABLE

Adjustable cable kit with lamps and transformer



< TD-DS263 pictured left fitted with TLED-MR16/WW (Not supplied)



- Supplied with 5 x 12V MR16 GX5.3 lamps, transformer, wall/ceiling fixings and 5 metres of cable wire

TECHNICAL



ORDER CODES

Order Code	Description	Voltage (V)	L (mm)
TD-DS263	5 x 35W MR16	230	5000



SIENA

Classic Antique style pendant



- Suitable for 5 x 230V GLS lamps or CFL lamps. Finished in Antique brass

TECHNICAL



F-Mark



Class I



Rating

ORDER CODES

Order Code	Description	Voltage (V)	H (mm)	Dia (mm)
TD-DS180	5 x 100W B22	230	320	310

GENOA

Modern suspended slab of glass and steel pendant



- Supplied with 8 x 230V 40W G9 capsule lamps

TECHNICAL



F-Mark



Class I



Rating

ORDER CODES

Order Code	Description	Voltage (V)	L (mm)	W (mm)	Drop (mm)
TD-D810	8 x 40W G9	230	600	250	850

LUCCA

Stylish glass ceiling pendant



- Supplied with 2 x 12V 50W GY6.35 capsule lamps and transformer

TECHNICAL



F-Mark



Class I



Rating

ORDER CODES

Order Code	Description	Voltage (V)	L (mm)	H (mm)	Drop (mm)
TD-D941	2 x 50W GY6.35	12	600	130	790



CORTONA

Modern 3-way circular glass and ice cube pendant



- Supplied with 3 x 12V 20W G4 capsule lamps

TECHNICAL



F-Mark



Class I



Rating

ORDER CODES

Order Code	Description	Voltage (V)	L (mm)	W (mm)	Drop (mm)
TD-D550	3 x 20W G4 Capsule	230	390	100	1200



CAPRI

Modern 1 and 2-way frosted glass pendants



TD-D681

< TD-D682

- Supplied with 1 or 2 x 230V 40W G9 capsule lamps

TECHNICAL



F-Mark Class I Rating

ORDER CODES

Order Code	Description	Voltage (V)	L (mm)	H (mm)	Drop (mm)
TD-D681	1 x 40W G9	230	94	130	1030
TD-D682	2 x 40W G9	230	250	130	1030

CAPRI

Modern 1 and 2-way frosted glass wall lights



TD-D680/1

< TD-D680/2

- Supplied with 1 or 2 x 230V 40W G9 capsule lamps

TECHNICAL



F-Rated Class I Rating

ORDER CODES

Order Code	Description	Voltage (V)	L (mm)	H (mm)	Depth (mm)
TD-D680/1	1 x 40W G9	230	125	140	100
TD-D680/2	2 x 40W G9	230	290	140	100

SORRENTO

Modern suspended spider arm pendant



- Supplied with 10 x 12V 10W G4 capsule lamps and transformer

TECHNICAL



F-Mark



Class I



Rating

ORDER CODES

Order Code	Description	Voltage (V)	H (mm)	Drop (mm)	Dia (mm)
TD-D210	10 x 10W G4	230	250	1900	600



MILANO

Modern suspended flexi arm pendant



- Supplied with 12 x 12V 10W G4 capsule lamps and transformer.

TECHNICAL



F-Rated



Class I

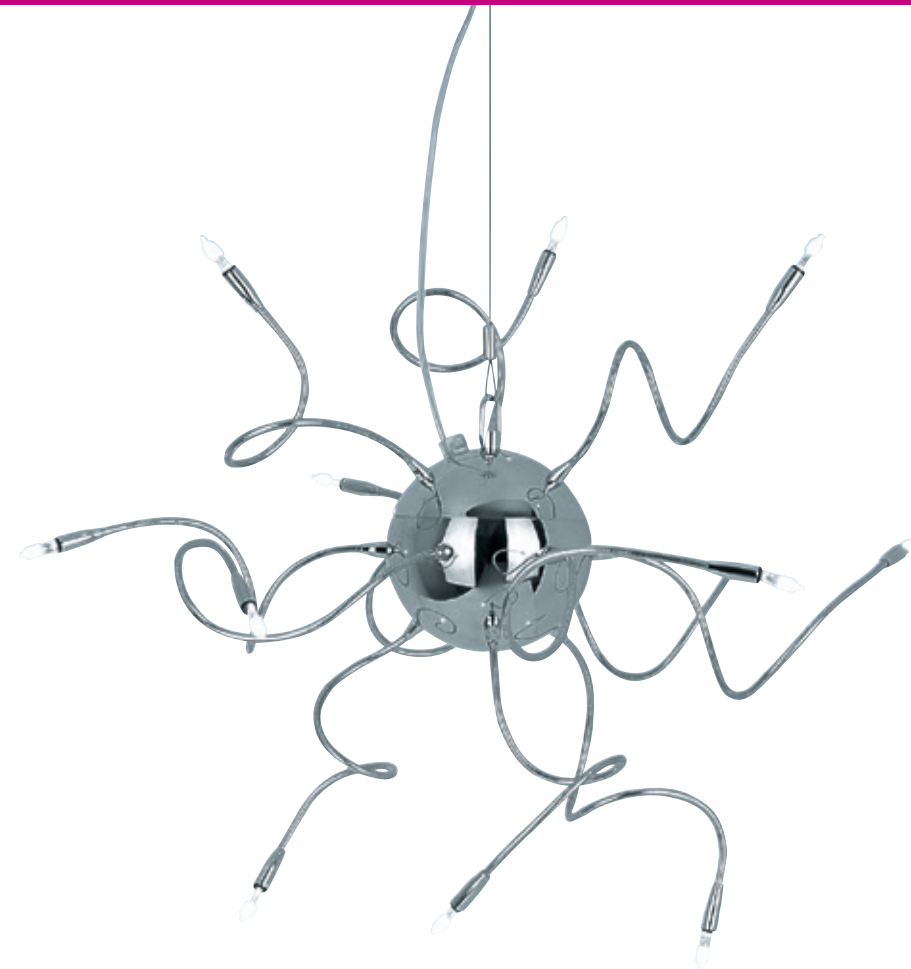


IP20

Rating

ORDER CODES

Order Code	Description	Voltage (V)	H (mm)	Dia (mm)	Drop (mm)
TD-D312	12 x 10W G4	230	430	430	1000



AZZURI

Modern 6-way glass cube pendant



- Supplied with 6 x 230V G9 capsule lamps

TECHNICAL



F-Rated



Class I



Rating

ORDER CODES

Order Code	Description	Voltage (V)	L (mm)	W (mm)	Drop (mm)
TD-D586	6 x 40W G9	230	705	140	1390



AZZURI FLOOR

Modern 4-way glass cube floor light



- Supplied with 4 x 230V G9 capsule lamps

TECHNICAL



F-Rated



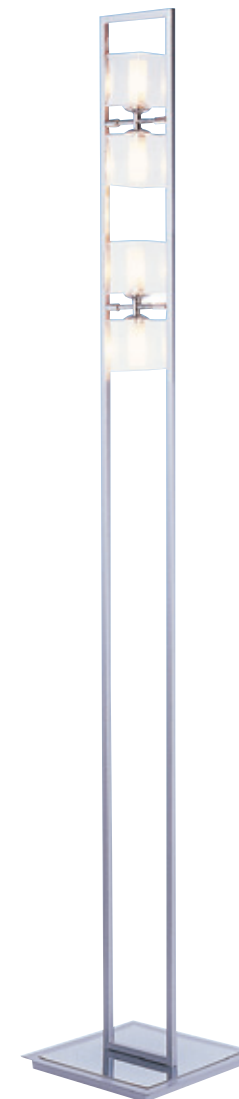
Class I



Rating

ORDER CODES

Order Code	Description	Voltage (V)	H (mm)
TD-D584	4 x 40W G9	230	1600



PALERMO

Colourful pendant shade in 3 colour options



< TD-DSI44R

- Shade only, no cable or lampholder supplied

FINISHES (Add suffix to order code)



Red - R



Purple - PP



Light blue - LBL

ORDER CODES

Order Code	Description	H (mm)	W (mm)
TD-DSI 44	Shade only, no cable or lampholder supplied	200	140



EDGE LIGHTS

LED modules and tape, for use in display, retail, bar & restaurant applications



Edge lighting with LED

With the advent of LED technology, decorative and architectural lighting needs can now be met by products that are:

- Smaller
- More efficient
- Offer more control

For indoor applications where some form of mechanical protection is advisable, linear strips with moulded covers offer the best solution in areas such as under cupboards, pelmets and cornices. In closer proximity to personnel, they are mostly used for ambient or feature lighting and will usually be a white light source.

Where undulating surfaces are to be illuminated or products mounted to them, then a more flexible approach is needed. Here, flexible LED tape should be used to follow the architectural profiles, enhancing the lit effect whilst remaining hidden to view. This is an excellent use of the new lighting technology which previously could only be met by using inefficient cold cathode 'neon' strips.

Where external architecture demands similar criteria, weatherproof versions are required. This simple lighting system is far more flexible, unobtrusive and efficient than the traditional use of High Intensity Discharge lamps set into the ground or mounted from buildings.

Of course, where personnel are present in a working environment, good quality 'white' light is a must. When lighting objects or buildings for architectural effect or mood, however, colour is a major influence on the finished effect. Vibrant colours to create dynamism and warmth, cool shades to emphasise modernity and formality, static colours for relaxation, colour changing scenes for movement all play a huge effect on the theatrical scene required.




LED Strip Guide

Within the Starlite range, we offer a comprehensive range of LED strip for decorative, dynamic and architectural lighting applications.

The table below provides a quick guide to the types offered and their application.

Type	Flexible Strip	Flexible IP strip	Flexible RGB strip	Flexible RGB IP strip	Rigid Strip
Single colour	White / Blue / Warm white	White / Blue / Warm white			White / Blue
RGB	-	-	✓	✓	-
Screw Fixed	-	-	-	-	✓
Self adhesive	✓	✓	✓	✓	-
IP rating	20	65	20	65	20
Separate components	✓	✓	✓	✓	-
Kit form	✓	-	-	-	✓
Length reel	6m reel	6m reel	6m reel	6m reel	-
Length in kits	1 / 2 / 3m	-	-	-	300mm
Cut to length	✓	✓	✓	✓	-



FLEX STRIP

Single colour flexible LED strip



- High output LEDs on flexible strip with self-adhesive backing supplied in 6.0m reels. This can be cut at 50mm intervals and used with connections and drivers to provide a professional LED solution. (Loading per metre = 4.8W)

TECHNICAL



ORDER CODES

Order Code	Description	Voltage (V)	L (mm)	W (mm)
TLED-FX6/W	LED flexi strip - white 6m reel	12	6000	12
TLED-FX6/BL	LED flexi strip - blue 6m reel	12	6000	12
TLED-FX6/VVW	LED flexi strip - warm white 6m reel	12	6000	12

Please Note: Require connectors please see page 211. For drivers, please see page 224-226

FLEX STRIP

Single colour flexible LED strip accessories



TLED-FXLE



TLED-FXFC



TLED-FXLEL



TLED-FXSC >

- Connection accessories for single colour flexible LED strip

TECHNICAL



ORDER CODES

Order Code	Description	Voltage (V)
TLED-FXSC	LED flexi strip straight connector	12
TLED-FXFC	LED flexi strip flexible connector	12
TLED-FXLE	LED flexi strip live feed	12
TLED-FXLEL	LED flexi strip live feed (3m or more)	12

Please Note: For drivers, please see page 224-226

NEW

FLEX IP STRIP

Single colour IP65 flexible LED strip



- High output LEDs on flexible strip with self-adhesive backing supplied in 6.0m reels. This can be cut at 50mm intervals and used with connections and drivers to provide a professional LED solution. Ingress protection IP65 (Loading per metre = 4.8W)

TECHNICAL



ORDER CODES

Order Code	Description	Voltage (V)	L (mm)	W (mm)
TLED-FX6/WW/65	LED flexi strip IP65 - white 6m reel	12	6000	8
TLED-FX6/BL/65	LED flexi strip IP65 - blue 6m reel	12	6000	8
TLED-FX6/WW/65	LED flexi strip IP65 - warm white 6m reel	12	6000	8

Please Note: Require connectors please see page 213. For drivers, please see page 224-226

NEW

FLEX IP STRIP


Single colour IP65 flexible LED strip accessories




TLED-FXLEL/IP



TLED-FXLE/IP



TLED-FXSC/IP



TLED-FXLEL/IP >



- Connection accessories for single colour IP65 flexible LED strip

TECHNICAL



ORDER CODES


Order Code	Description	Voltage (V)
TLED-FXSC/IP	LED flexi strip connector - IP65 2pin	12
TLED-FXLE/IP	LED flexi strip live feed - IP65 2pin	12
TLED-FXLEL/IP	LED flexi strip live feed - IP65 2pin (3m runs plus)	12

Please Note: For drivers, please see page 224-226

NEW

FLEX RGB STRIP

RGB flexible LED strip



- High output RGB LEDs on flexible strip with self-adhesive backing supplied in 6.0m reels. This can be cut at 100mm intervals and used with connections and drivers to provide a professional LED solution. (Loading per metre = 7.2W)

COLOURS

- Colour sequencer provides 11 different options
- 7 Fixed colours (White, Red, Green, Blue, Yellow, Amber and Cyan)
- Colour flashing, colour fade, colour change, colour skip

TECHNICAL



ORDER CODES

Order Code	Description	Voltage (V)	L (mm)	W (mm)
TLED-FX6/RGB	LED FLEXI STRIP - RGB 6m reel	12	6000	12

Please Note: Requires connectors (Pg 215), drivers (Pg 224-226) and controllers (Pg 228-229)

NEW

FLEX RGB STRIP

RGB flexible LED strip accessories




TLED-FXFC/RGB



TLED-FXLEL/RGB



TLED-FXSC >



- Connection accessories for RGB flexible LED strip

TECHNICAL



ORDER CODES


Order Code	Description	Voltage (V)
TLED-FXFC/RGB	LED flexi strip connector - RGB 4pin	12
TLED-FXLEL/RGB	LED flexi strip live feed - RGB 4pin (3m runs plus)	12
TLED-FXSC	LED flexi strip straight connector	12

Please Note: For drivers, please see page 224-226

NEW

FLEX IP RGB STRIP

RGB IP flexible LED strip



- High output RGB LEDs on flexible strip with self-adhesive backing supplied in 6.0m reels. This can be cut at 100mm intervals and used with connections and drivers to provide a professional LED solution. Ingress protection IP65 (Loading per metre = 7.2W)

COLOURS

- Colour sequencer provides 11 different options
- 7 Fixed colours (White, Red, Green, Blue, Yellow, Amber and Cyan)
- Colour flashing, Colour fade, Colour change, Colour skip

TECHNICAL



ORDER CODES

Order Code	Description	Voltage (V)	L (mm)	W (mm)
TLED-FX6/RGB/65	LED FLEXI STRIP - RGB 6m reel - IP65	12	6000	12

Please Note: Requires connectors (Pg 217), drivers (Pg 224-226) and controllers (Pg 228-229)


NEW

FLEX IP RGB STRIP

RGB IP flexible LED strip accessories



TLED-FXLEL/IP/RGB >



TLED-FXSC/IP/RGB



- Connection accessories for RGB IP flexible LED strip

TECHNICAL



ORDER CODES

Order Code	Description	Voltage (V)
TLED-FXLEL/IP/RGB	LED flexi strip live feed - IP RGB 4pin	12
TLED-FXSC/IP/RGB	LED flexi straight connector - IP RGB 4pin	12

Please Note: For drivers, please see page 224-226

RIGID STRIP

Single colour flexible LED kits



- A simple rigid LED strip mounted in a plastic enclosure. Ideal for under cabinet lighting. Supplied as a kit, comprising: 300mm LED strip; driver; connection block; end stop and mounting brackets

COLOURS (Add suffix to order code)



Cool White - W



Blue - BL

TECHNICAL



F-Mark



Class 2



IP20

Rating

ORDER CODES

Order Code	Description	Voltage (V)	L (mm)	D (mm)	W (mm)
TLED-100	1.5W LED strip light kit with driver	230	300	6	9
TLED-101	Extra 300mm 1.5W module (max 3)	230	300	6	9
TLED-100D	Spare 6W LED driver with connector block	230	300	6	9



FLEX STRIP KITS

Single colour flexible LED kits



- High output LEDs on flexible strip with self-adhesive backing supplied in 1, 2, or 3 metre reels. This can be cut at 50mm intervals and is supplied with connectors and driver to provide a professional LED solution. (Loading per metre = 4.8W)

COLOURS (Add suffix to order code)



Cool White - W



Blue - BL

TECHNICAL



F-Mark




Class 2



Rating

ORDER CODES

Order Code	Description	Voltage (V)	L (mm)	W (mm)
TLED-150	LED flexi strip - 1m kit with driver	230	1000	12
TLED-250	LED flexi strip - 2m kit with driver	230	2000	12
TLED-350	LED flexi strip - 3m kit with driver	230	3000	12



UCL LED

Surface or recessed LED under cupboard light



- Supplied with 21 x miniature white LEDs and easy fix connector with 2.0m lead.
Requires separate driver

TECHNICAL



F-Mark



Class 3



Rating



Daylight white

LED COLOUR


ORDER CODES

Order Code	Description	Voltage (V)	Cut Out (mm)	D (mm)	W (mm)
LEDUCL1SST	21 x 0.07 Daylight LED	12	60	25	74

Please Note: For drivers, please see page 224-226

UCL LED

Stylish triangular glass LED under cupboard light



- Supplied with 21 x miniature white LEDs and easy fix connector with 2.0m lead.
Requires separate driver

TECHNICAL



F-Mark



Class 3



Rating



Daylight white

LED COLOUR

ORDER CODES

Order Code	Description	Voltage (V)	L (mm)	D (mm)	W (mm)
LEDUCL8	21 x 0.07 Daylight LED	12	170	60	170

Please Note: For drivers, please see page 224-226

DRIVERS

LED drivers



TLED-450D



TLED-350D



< TLED-100D

- A range of 12V DC drivers with auto reset integrated electronic short circuit, overload protection and 1.5 metre mains lead. Constant voltage

ORDER CODES

Order Code	Wattage (W)	Connection	Application
TLED-100D	6	4-way Micro Socket	Flex / Rigid strips
TLED-350D	15	6-way Micro Socket	Flex / Rigid strips
TLED-450D	30	6-way Micro Socket	Flex / Rigid strips



DRIVERS

LED drivers



TLED-6D



TLED-8D



< TLED-7D

- A range of 12V DC drivers with auto reset integrated electronic short circuit, overload protection and 1.5 metre mains lead. Constant voltage

ORDER CODES

Order Code	Wattage (W)	Connection	Application
TLED-6D	6	6-way Amp Socket	Downlights
TLED-7D	15	6-way Amp Socket	Downlights
TLED-8D	30	6-way Amp Socket	Downlights (TLED-FXLEL only)



CONTROLLERS

Basic RGB controller



IR receiver



- Single channel
- 4 set programs
- Dimmer control
- IR signal

ORDER CODES

Order Code	Description
TLED-FXRGB/IR-REC	LED RGB Sequencer / Controller

CONTROLLERS

Play multifunction RGB controller



TLED-FXCU/RGB



- Modern design
- 10 channels
- Fully synchronisable with multiple receivers
- RF signal
- 15 m range
- Speed and dimmer control
- Single custom program

ORDER CODES

Order Code	Description
TLED-FXRC4	RGB Play Wireless Controller MultiChannel
TLED-FXCU/RGB	RGB Wireless Receiver

ACCESSORIES

*Drivers, transformers and lamps
to complete the range*



TRANSFORMERS

Electronic dimmable transformer



- 3 year guarantee
- Ideal for use with TamLite Starlite downlight range
- 60VA rating (maximum)
- Thermal re-set
- Pre-wired with primary and secondary cable
- Can be supplied with pre-fitted junction box

ORDER CODES

Order Code	Description
EU-2060	20-60VA Electronic dimmable transformer

TRANSFORMERS

Electronic dimmable transformer



- 5 year guarantee
- 60 VA rating (maximum)
- Screw terminals for solid and flexible wires
- Loop in/out facility with provision for grounding
- Tool free strain relief

ORDER CODES

Order Code	Description
TAM-ETV60	20-60VA Electronic dimmable transformer

TRANSFORMERS

Electronic dimmable transformers



TAM-ET105



< TAM-ET60

- Supplied complete with 200mm flying leads for both primary and secondary outputs

ORDER CODES

Order Code	Description
TAM-ET60	20-60VA Electronic dimmable transformer
TAM-ET105	35-105VA Electronic dimmable transformer

TRANSFORMERS

Electronic dimmable transformer



- Supplied complete with 200mm flying leads for both primary and secondary outputs (for use with LVUCL range). Secondary cable fitted with 6 way Amp socket

ORDER CODES

Order Code	Description
TAM-ET60AMP	20-60VA Electronic dimmable transformer

TRANSFORMERS

Electronic dimmable transformer



- 12V 150VA Electronic dimmable transformer

ORDER CODES

Order Code	Description
TAM-ET150	35-150VA Electronic dimmable transformer

TRANSFORMERS

Electronic dimmable transformer



- 12V 210VA Electronic dimmable transformer

ORDER CODES

Order Code	Description
TAM-ET210	100-210VA Electronic dimmable transformer

TRANSFORMERS

Boxed single output transformer



- Boxed single-output transformer, with primary fusing. Fully dimmable with inductive dimmer

TECHNICAL



Class 1



IP20

Rating

ORDER CODES

Order Code	Rating	L (mm)	Depth (mm)	W (mm)
LVST100	100VA (2 x 50W)	220	160	70
LVST150	150VA (3 x 50W)	220	160	70
LVST200	200VA (4 x 50W)	220	160	70
LVST250	250VA (5 x 50W)	280	180	70
LVST300	300VA (6 x 50W)	280	180	70

TRANSFORMERS

Boxed multi-output transformer



- Boxed multi-output transformer with primary fusing. Fully dimmable with inductive dimmer. Wide variety of applications including multi point Halogen downlight installations

TECHNICAL



Class 1



IP20

Rating

ORDER CODES

Order Code	Rating	L (mm)	Depth (mm)	W (mm)
LVMT100	100VA (2 x 50W)	220	160	70
LVMT150	150VA (3 x 50W)	220	160	70
LVMT200	200VA (4 x 50W)	220	160	70
LVMT250	250VA (5 x 50W)	280	180	70
LVMT300	300VA (6 x 50W)	280	180	70

CONTROLLERS

Basic RGB controller



Receiver

- Single channel
- 4 set programmes
- Dimmer control
- IR signal

ORDER CODES

Order Code	Description	L (mm)	Depth (mm)	W (mm)
TLED-FXRGB/IR-REC	LED RGB Sequencer / Controller	84	5	50

CONTROLLERS

Play multifunction RGB controller



TLED-FXCU/RGB - Receiver

- Modern design
- 10 channels
- Fully synchronisable with multiple receivers
- RF signal
- 15m range
- Speed and dimmer control
- Single custom programme

ORDER CODES

Order Code	Description	Voltage (V)	L (mm)	Depth (mm)	W (mm)
TLED-FXRC4/RGB	RGB Play Wireless Controller MultiChannel	3.7	125	14	55
TLED-FXCU/RGB	RGB Wireless Receiver	12	143	19	22

LED LAMPS

Retro-fit LED lamps



- High quality GU10 retro-fit LED lamps. 3 colour temperatures to suit all applications. Not dimmable

ORDER CODES

Order Code	Description	Colour Temp (K)	Beam Angle °
TLED-GU104W/WW	4W LED GU10 Retro-fit (warm white)	3000	36
TLED-GU104W/CW	4W LED GU10 Retro-fit (cool white)	4000	36
TLED-GU104W/DL	4W LED GU10 Retro-fit (daylight)	6500	36



LED LAMPS

Retro-fit LED lamps



TLED-GU106W/WW/DIM

- High quality GU10 retro-fit LED lamps. 3 colour temperatures to suit all applications. Fixed output or dimmable option

ORDER CODES

Order Code	Description	Colour Temp (K)	Beam Angle °
TLED-GU106W/WW	6W LED GU10 retro-fit (warm white)	3000	36
TLED-GU106W/CW	6W LED GU10 retro-fit (cool white)	4000	36
TLED-GU106W/DL	6W LED GU10 retro-fit (daylight)	6500	36
LED-GU106W/WW/DIM	6W LED GU10 dimmable retro-fit (warm white)	3000	36
TLED-GU106W/CW/DIM	6W LED GU10 dimmable retro-fit (cool white)	4000	36
TLED-GU106W/DL/DIM	6W LED GU10 dimmable retro-fit (daylight)	6500	36

LED LAMPS

Philips Master LED lamp as used within Starlite luminaires



- High quality branded dimmable MR16 LED lamps. Different colour temperatures and beam angles available - please enquire

ORDER CODES

Order Code	Description	Colour Temp (K)	Beam Angle °
TLED-MR167/4000K/40D	7W LED MR16 Dimmable (cool white)	4000	40

LED LAMPS

Philips Master LED lamp as used within Starlite luminaires



- High quality branded dimmable MR16 LED lamps. Different colour temperatures and beam angles available - please enquire

ORDER CODES

Order Code	Description	Colour Temp (K)	Beam Angle °
TLED-MR16 I0/4000K/40D	10W LED MR16 Dimmable (cool white)	4000	40

LED LAMPS

Philips Master LED lamp as used within Starlite luminaires



- High quality branded dimmable GU10 LED lamps. Ideal for energy saving solutions. Different colour temperatures and beam angles available - please enquire

ORDER CODES

Order Code	Description	Colour Temp (K)	Beam Angle °
TLED-GU104/4000K/40D	4W LED GU10 Dimmable (cool white)	4000	40

LED LAMPS

Philips Master LED lamp as used within Starlite luminaires



- High quality branded dimmable GU10 LED lamps. Ideal for energy saving solutions. Different colour temperatures and beam angles available - please enquire

ORDER CODES

Order Code	Description	Colour Temp (K)	Beam Angle °
TLED-GU106/4000K/40D	6W LED GU10 Dimmable (cool white)	4000	40

LED LAMPS

Philips Master LED lamp as used within Starlite luminaires



- High quality branded dimmable MR16 LED lamps. Ideal for energy saving solutions. Different colour temperatures and beam angles available - please enquire

ORDER CODES

Order Code	Description	Colour Temp (K)	Beam Angle °
TLED-GU108/4000K/40D	8W LED GU10 Dimmable (cool white)	4000	40

DIE-CAST KITS

Fixed die-cast Aluminium downlight kit



- Supplied with 1 x 12V 50W MR16 GX5.3 lamp, pre-wired EU-2060 transformer and junction box

FINISHES (See note below)



White - W



Polished Chrome - PC



Satin Silver - SS



Satin Nickel - SN



Polished Brass - PB



Satin Chrome - SC



Antique Brass - AB

TECHNICAL



F-Mark



Class 2



IP20

Rating

ORDER CODES

Order Code	Description	Voltage (V)	Cut Out (mm)	Depth (mm)	Dia (mm)
TD-L116*/CON/EU	1 x 50W MR16 Kit	230	68	145	80

Please Note: Replace * in order code with required colour finish

DIE-CAST KITS

Adjustable die-cast Aluminium downlight kit



- Supplied with 1 x 12V 50W MR16 GX5.3 lamp, pre-wired EU-2060 transformer and junction box

FINISHES (See note below)



White - W



Polished Chrome - PC



Satin Silver - SS



Satin Nickel - SN



Polished Brass - PB



Satin Chrome - SC



Antique Brass - AB

TECHNICAL



F-Mark



Class 2



IP20

Rating

ORDER CODES

Order Code	Description	Voltage (V)	Cut Out (mm)	Depth (mm)	Dia (mm)
TD-L211*/CON/EU	1 x 50W MR16 Kit	230	78	145	95

Please Note: Replace * in order code with required colour finish

FIRE TENTS

Halogen downlight fire protection



- Providing fire protection in ceiling voids for Halogen downlights. Can be installed from the room side or soffit face of a suspended ceiling. Provides a 2 hour rating and can be used with downlights having a maximum 100mm dia. cut out. BS476 Pt22

ORDER CODES

Order Code	Description	Depth (mm)	H (mm)
TDFT1	Downlight Fire Tent - 2 hours rated	150	150

OYSTER

Plastic moulded connection/joint box



- A unique Tamlite Registered Design to facilitate a fast and convenient wiring installation of downlights and other products. Plastic, moulded connection/joint box complete with 4-way, 15A fully enclosed terminal block to comply with I.E.E. wiring regulations.

ORDER CODES

Order Code	Description	L (mm)	H (mm)	W (mm)
TD-OYS	15A 4 way connection box	118	25	55

INFORMATION



Brands

Tamlite Lighting

The Tamlite Lighting range of products now extends across many different sectors and applications, driven by over 45 years' experience and the ultimate in service levels. Each of our separate brands continues the tradition of quality products, wide range of choice and the support of one of the UK's leading lighting manufacturers.

Firescan

Tamlite Emergency and Fire has been established for almost 25 years as a supplier of fire alarm products. Complemented with an infrastructure of industry professionals for sales, marketing and technical support, we can offer system solutions for all types of premises including multiple-occupancy, local authority, industrial or commercial properties.

firescan.co.uk

Starlite

The Starlite range brings together the very best in decorative LED and Halogen lighting. Designed for use in the office or in the home, restaurants, hotels, bars and other areas which need that extra special touch.

starlite.co.uk

Eden

Eden brings together a great mix of both contemporary and traditional decorative lighting for outdoor applications using the latest LED technology, low-energy, and mains Halogen light sources.

edenlighting.co.uk












Infinity

Infinity offers a wide range of energy-saving, high-performance lighting solutions using the very latest LED lighting technology. After many years of development, LED light sources are now ready to take on the challenge of providing solutions for general commercial applications.

infinity-led.co.uk



Lamp Guides

Lamp Type	Illustration	Voltage (V)	Wattage (W)	Lumen Output (lms)	Cap Type	Nominal Dimension Length/Dia	Colour Temp (°K)	Colour Rendering CRI (Ra)	Lamp Life (hrs)
MR16		12	20	250	GX5.3	51 X 50.5	3,000	100	4,000
			35	600					
GU10		230	50	336	GU/GZ10	51 X 51	2,800	100	2,000
			75	480		64 X 62			
G4		12	10	140	G4	31 X 9	3,000	100	4,000
			20	310					
GY6.35		12	50	850	GY6.35	44 X 12.5	3,000	100	2,000
			75	1575					4,000
ARI1		12	50	540	G53	67 X 111	3,000	100	3,000
			75	840					
PLC/E		230	8	400	E27	119.2 x 40.3	2,700	82	15,000
			14	900		163.2 x 40.3			
			20	1200					
			23	1500					
PL-S		230	5	250	G23-2G7	105 x 28	4,000	82	10,000
			7	400		135 x 28			
			9	600		167 x 28			
PL-C		230	11	900	G24q-1	235.8 x 28	4,000	82	13,000
			10	600		116.4 X 27.1			
			13	900		138.4 X 27.1			
			18	1200		150.4 X 27.1			
PL-T		230	26	1800	GX24q-3	171.4 X 27.1	4,000	82	13,000
			18	1200		111.7 X 41			
			26	1800		126.7 X 41			
			32	2400		138.7 X 41			
CDM-T		230	42	3200	GX24q-4	160.7 X 41	3,000	81	12,000
			35	3400		103 X 20			
			70	5600		110 X 23			
CDM-TC		230	150	14000	G12	110 X 23	3,000	84	10,000
			35	3000		85 X 15			
			70	6500	G8.5	85 X 15		81	9,000
					G8.5			83	10,000

Life hours stated are the average life of a lamp. This is calculated as the average of the life of individual lamps operated under standard test conditions (50% failure = average life)



Standards

A key factor in the rapidly changing world of lighting standards and ever stricter European-led legislation governing Lighting, in all its aspects, is the ability to remain focused and committed to producing lighting products that comply with current legislation and at the same time producing quality products that will give many years reliable service. To this end Tamlite Lighting has invested heavily in experienced staff and test facilities in the laboratory at the central Technical Department based in Telford. The facilities there allow Tamlite Lighting to conduct tests to ensure product CE compliance, and this includes the ability to conduct EMC, electrical safety, electrical performance and thermal performance testing. This gives Tamlite Lighting the ability to provide technical back-up to all of the Tamlite Lighting factories, in addition to offering such back up to our customers.

All Tamlite products are manufactured in accordance with the relevant British/European (BS EN) standard, mainly working towards BS EN60598-1. This standard covers

Luminaires - general types. Further testing is done for more specific luminaires relevant to their application or type. These are listed below.

Subject	Standard
Luminaires - General requirements and tests	BS EN 60598-1
Luminaires - Recessed	BS EN 60598-2-2
Luminaires - Street lighting	BS EN 60598-2-3
Luminaires - Floodlights	BS EN 60598-2-5
Luminaires with transformers	BS EN 60598-2-6
Luminaires - Air handling	BS EN 60598-2-19
Luminaires - Emergency	BS EN 60598-2-22
Luminaire Track systems	BS EN 60570
Photometric Measurement	BS EN 13032-1
EMC Emissions - Lighting	BS EN 55015
EMC Immunity - Lighting	BS EN 61547
Emergency Lighting	BS EN 50172 /BS EN 1838/ BS 5266
Electronic transformers for lamps	BS EN 61047
Safety Isolating transformers	BS EN 61558
Lighting Columns	BS EN 40

All Tamlite Lighting products carry the 'CE' mark. The CE mark signifies that a product conforms to the relevant EEC directives and safety requirements for that product.

Tamlite Lighting also have obligations under the Consumer Protection Act 1987. This requires that any electrical appliance made available for sale is safe. By providing our own in-house testing facilities Tamlite Lighting can self certify all of our products on this basis. However 3rd party certification or approval is also available for some of our products and these can be provided upon request.

WEEE

The Waste Electrical and Electronic Equipment (WEEE) EU Directive 2002/96/EC amended by 2003/108/EC published 8th December 2003. This directive stipulates procedures to be implemented for the collection, treatment, recycling and recovery of electrical waste and places the responsibility on to the retailer/distributor of the product. The WEEE directive was made law by Statutory Instruments SI2006 No3289 amended by SI2007 No.3454 and came into force 2nd January

2007 and is known by the Waste Electrical and Electronic Equipment Regulations 2006. The WEEE producer registration number for Tamlite Lighting is WEEE/FG0077UT.

RoHS

The RoHS Regulations that came into force on 1st February 2008 and were updated on the 2nd January 2013. The RoHS regulations limit the amount of the following hazardous substances that can be contained within homogeneous materials:

Cadmium – 0.01%

Mercury – 0.1%

Hexavalent chromium – 0.1%

Polybrominated biphenyl (PBB) – 0.1%

Polybrominated diphenyl (PBDE) – 0.1%

Lead – 0.1%

Tamlite Lighting have strict controls to ensure compliance with the RoHS Regulations and have made our declaration of conformity accordingly.

Design Guidelines

Historically lighting design was often an afterthought in architectural considerations for a building; today however it is recognised as a crucial element in the building services industry.

Not only is lighting sometimes responsible for up to half of a commercial premises' power consumption, but it can often be the finishing touch in a project which ensures achievement of an attractive, stimulating, and dynamic environment for all users.

With such vital considerations, it is clearly very important to ensure a qualified and experienced input by skilled personnel every time.

The design of a lighting installation involves the collation of a wide range of information, all of which is crucial in helping the designer or installer make the right choice. This process is often neglected but forms the basis of all good lighting design. The information can be as involved as user work patterns or be as simple as the type of ceiling that is installed.

An understanding of the application, the products and the science behind the design is vital. Tamlite Lighting have invested considerable amounts of time and money in the development of a professional and dedicated Technical Team who can provide the help and guidance that designers and installers expect from one of the UK's leading lighting suppliers.

Glossary

This glossary contains some of the basic terms used in lighting specification and design work.

For further detailed advice please consult our Technical Department: **01952 292 441**



Term	Definition	Measurement
Average Illumination	Illuminance averaged over the specified area, measured in Lux.	lx
Colour rendering	The ability of a light source to reveal the colours of objects. Measured by the colour rendering index (Ra) The higher the number the better up to maximum 100	Ra
Colour temperature	Relates to the actual colour appearance of the light emitted from the Lamp: commonly warm, cool, daylight. Colour appearance is calculated using the CIE Chromacity diagram. Measured in degrees kelvin (Lamps are usually listed in the form of 835, 840, 965). The first number is the Ra, the second and third are the Colour temperature. For example 840 is a Ra 80 and a 4000K	K
Efficacy	Measured in lm/Watt helps compare the amount of light available for each watt of power	lm/W
Illuminance	The luminous flux density on a surface, per unit area, known as the illumination level and expressed as E or Lux	1 lm/m ² = 1 lx
Luminance	The measured brightness of a surface	cd/m ²
Light Output Ratio	The ratio of the total light output of the luminaire to the output of the lamps (LOR)	%
Luminous Flux	The total light output of a lamp	Lumens
Maintained Illuminance	This would be the illumination level for a Designer which takes into account the depreciation of the lamps and the collection of dirt and dust within the area.	Lux
Uniformity Ratio	This generally represents the ratio between the average Illuminance value and the lowest across specified area	%

Relux

Relux Suite, high-performance, free light planning software for lighting designers, architects, electrical contractors and other design specialists.

The package contains the following programs: ReluxPro, ReluxSensor, ReluxOffer, ReluxEnergy, ReluxLum.

ReluxPro is the lighting design part of the package and is used extensively throughout the UK. Relux is supported by the manufacturers who sign up to become members of the software: a full Relux member has their range of photometric data and technical data sheets available for users to design into their projects.

ReluxPro includes specific Interior, Exterior & Road lighting programmes to meet the needs of design criteria.

The software itself can be as powerful or as simplistic as required. Basic lighting schemes to provide a quantity and a lighting level are completed in minutes; the programme also has a strong 3D visualisation side that enables users to import CAD drawings and produce 3D renders and animation.

With the additions of ReluxSensor and ReluxEnergy the software brings the lighting design, controls and energy savings together into a user friendly package.

Tamlite Lighting can provide our customers with an installation CD already loaded with our photometric data, or alternatively the software can be downloaded at

www.relux.biz

The **Relux suite** of design software gives **unprecedented** access to a wide range of simple yet highly effective design facilities



Distributor

All products are distributed through the UK's largest network of wholesale outlets: City Electrical Factors with over 400 branches in the British Isles and almost 1,000 premises in total including mainland Europe, the Middle East, North America and Australia.

Each branch provides the customer with a service that is second to none as well as stocking a wide range of Tamlite Lighting products.




www.cef.co.uk



City Electrical Factors

is a private limited company

established in 1951



Index

By Order Code

Order Code	Product	Page
666-CP/PC	FIRESTAR MINI LED	25
666-CP/SN	FIRESTAR MINI LED	25
666-CP/W	FIRESTAR MINI LED	25
BZ-674-BLK	FIRESTAR TWIST TRIM	40
BZ-674-PB	FIRESTAR TWIST TRIM	40
BZ-674-PC	FIRESTAR TWIST TRIM	40
BZ-674-SN	FIRESTAR TWIST TRIM	40
BZ-674-W	FIRESTAR TWIST TRIM	40
BZ-675-BLK	FIRESTAR TWIST TRIM	41
BZ-675-PB	FIRESTAR TWIST TRIM	41
BZ-675-PC	FIRESTAR TWIST TRIM	41
BZ-675-SN	FIRESTAR TWIST TRIM	41
BZ-675-W	FIRESTAR TWIST TRIM	41
DGR1	GLASS	62
DGR2	GLASS	63
DGR2BLL	ULTRA LED	98
DGR2BLS	ULTRA LED	98
DGR2L	ULTRA LED	98
DGR2S	ULTRA LED	98
DGR3	GLASS	64
DGR4	GLASS	65
DGR5BLL	ULTRA LED	98
DGR5BLS	ULTRA LED	98
DGR5L	ULTRA LED	99
DGR5S	ULTRA LED	99
DGR6BLL	ULTRA LED	98
DGR6BLS	ULTRA LED	98
DGR6L	ULTRA LED	98
DGR6S	ULTRA LED	98
DGR7BLL	ULTRA LED	99
DGR7BLS	ULTRA LED	99
DGR7L	ULTRA LED	99
DGR7S	ULTRA LED	99
DGS1	GLASS	62
DGS2	GLASS	63
DGS3	GLASS	64
DGS4	GLASS	65
EU-2060	TRANSFORMER	232
EURO118PL	EURO PL	100
EURO126PL	EURO PL	100
EURO132PL	EURO PL	100
EURO142PL	EURO PL	100
EURO150MH	MH	106

Order Code	Product	Page
EURO19LED0/RGB	EURO LED RGB	90
EURO218PL	EURO PL	100
EURO226PL	EURO PL	100
EURO232PL	EURO PL	100
EURO243PL	EURO PL	100
EURO70MH	MH	106
EURO-CD	EURO PL	102
EURO-CD/EXIT3	EURO PL	102
EURO-CD/EXIT3L/R	EURO PL	102
EURO-FG	EURO PL	102
EUROLED12	EURO LED	88
EUROLED19	EURO LED	89
EUROLED24	EURO LED	89
EUROLED8	EURO LED	88
EURO-OD	EURO PL	102
EURO-PD	EURO PL	102
GLBL	TRIMS	67
GLW	TRIMS	67
GSBL	TRIMS	66
GSW	TRIMS	66
H550	MVS	137
H563	MVS	136
LEDUCL8	UCL	85
LEDUCLISST	UCL	83
LVMT100	TRANSFORMER	238
LVMT150	TRANSFORMER	239
LVMT200	TRANSFORMER	239
LVMT250	TRANSFORMER	239
LVMT300	TRANSFORMER	239
LVS100	LVS	133
LVS200	LVS	132
LVS619	LVS	132
LVS623	LVS	133
LVST100	TRANSFORMER	238
LVST150	TRANSFORMER	238
LVST200	TRANSFORMER	238
LVST250	TRANSFORMER	238
LVUCL1	UCL	82
LVUCL2	UCL	82
LVUCL4	UCL	84
LVUCL5SST	UCL	86
T1200	SOLO	140
T1800	SOLO	140

Order Code	Product	Page
T2400	SOLO	140
T31000	TRIO	144
T32000	TRIO	144
T390L	TRIO	146
T390R	TRIO	146
T3EC	TRIO	147
T3LEL	TRIO	147
T3LER	TRIO	147
T3SCF	TRIO	146
T3SCF	TRIO	147
T3SUSP	TRIO	146
T3TCL	TRIO	146
T3TCR	TRIO	146
T3XC	TRIO	147
T600	SOLO	140
T90	SOLO	143
TAM-ET105	TRANSFORMER	234
TAM-ET150	TRANSFORMER	236
TAM-ET210	TRANSFORMER	237
TAM-ET60	TRANSFORMER	234
TAM-ET60AMP	TRANSFORMER	235
TAM-ETV60	TRANSFORMER	233
TBC	SOLO	142
TD20DL19L	2020 DL	61
TD20M18L	2021 S-SPOT	112
TD20M36L	2020 S-SPOT	112
TD20P6L	2020 P-SPOT	113
TD20TS12L	2020 MT-SPOT	122
TD20TS19L	EUROPA LED	120
TD20TS24	EUROPA PL	115
TD20TS27L	2020 T-SPOT	124
TD20TS35	2020 T-SPOT	124
TD20TS70	2020 T-SPOT	124
TD20TSQ18L	2021 TS-SPOT	125
TD20W6L	WALL	164
TD-B315	WALL	165
TD-D210	SORRENTO	194
TD-D312	MILANO	196
TD-D550	CORTONA	190
TD-D584	AZZURI FLOOR	200
TD-D586	AZZURI	198
TD-D680/1	CAPRI	193
TD-D680/2	CAPRI	193

Order Code	Product	Page
TD-D681	CAPRI	192
TD-D682	CAPRI	192
TD-D810	GENOA	187
TD-D941	LUCCA	188
TD-DS144	PALERMO	202
TD-DS1520	TORINO	179
TD-DS158	TORINO	178
TD-DS162	VENICE	181
TD-DS165	VENICE	180
TD-DS165F	VENICE FLOOR	182
TD-DS180	SIENA	186
TD-DS263	CABLE	184
TDFT1	FIRE TENT	252
TD-K690BL	WALL	162
TD-K690W	WALL	162
TD-L109	STEEL	68
TD-L116	DIE CAST	56
TD-L116*/CON/EU	DIE CAST KITS	250
TD-L126	SHOWER	78
TD-L131	DIE CAST	60
TD-L135	DECO	81
TD-L138	GYRO	76
TD-L141	DIE CAST	55
TD-L172	GYRO	76
TD-L202	STEEL	69
TD-L211	DIE CAST	58
TD-L211*/CON/EU	DIE CAST KITS	251
TD-L224	SCOOP	77
TD-L229	DECO	80
TD-L241	DIE CAST	54
TD-L404	SQUARE	72
TD-L405	SQUARE	73
TD-L509	STEEL	70
TD-L661	FIRESTAR PRO	30
TD-L662	FIRESTAR PRO	30
TD-L663	FIRESTAR PRO	31
TD-L663	FIRESTAR IP	42
TD-L666	FIRESTAR MINI	26
TD-L667	FIRESTAR MINI	26
TD-L668	FIRESTAR MINI	27
TD-L671	FIRESTAR MINI	28
TD-L672	FIRESTAR MINI	29
TD-M109	STEEL	68

Index

By Order Code

Order Code	Product	Page
TD-M111	PRO PC	74
TD-M116	DIE CAST	56
TD-M126	SHOWER	78
TD-M135	DECO	81
TD-M202	STEEL	69
TD-M211	DIE CAST	58
TD-M229	DECO	80
TD-M404	SQUARE	72
TD-M405	SQUARE	73
TD-M509	STEEL	70
TD-M661	FIRESTAR PRO	30
TD-M662	FIRESTAR PRO	30
TD-M663	FIRESTAR PRO	31
TD-M663	FIRESTAR IP	42
TD-M666	FIRESTAR MINI	26
TD-M667	FIRESTAR MINI	26
TD-M668	FIRESTAR MINI	27
TD-M671	FIRESTAR MINI	28
TD-M672	FIRESTAR MINI	29
TD-M674	FIRESTAR TWIST BODY	40
TD-M675	FIRESTAR TWIST BODY	41
TD-M690	FIRESTAR ECO	36
TD-M691	FIRESTAR ECO	37
TD-MHF150	TMH LUXFLOOD	114
TD-MHF70	TMH LUXFLOOD	114
TD-OYS	OYSTER	253
TD-P001	MINI	53
TD-P003	MINI	53
TD-P1105	MINI	52
TD-P520	EMPOLI	176
TD-P530	QUARTZ	174
TD-S2017/1	STARLITE SPOT	129
TD-S2017/2	STARLITE SPOT	126
TD-S2017/3	STARLITE SPOT	126
TD-S2103/2	STARLITE SPOT	127
TD-S2103/4	STARLITE SPOT	127
TD-S299	LVS	130
TD-S333	MVS	135
TD-S333/2	STARLITE SPOT	128
TD-S333/4	STARLITE SPOT	128
TD-T2017	MVS	134
TD-T225	LVS	131
TD-T250	LVS	131

Order Code	Product	Page
TD-T285	MVS	135
TD-T294	MVS	139
TD-T295	MVS	138
TD-T315	MVS	139
TD-T35TC	EUROPA	118
TFC	SOLO	142
TLE	SOLO	142
TLED-001	MINI LED	50
TLED-100	RIGID LED STRIP	218
TLED-100D	LED DRIVER	224
TLED-101	RIGID LED STRIP	218
TLED-1105	MINI LED	51
TLED-116/PC/1	LED STAR	44
TLED-116/PC/3	LED STAR	46
TLED-116/SN/1	LED STAR	44
TLED-116/SN/3	LED STAR	46
TLED-116/NV/1	LED STAR	44
TLED-116/NV/3	LED STAR	46
TLED-150	FLEX STRIP KIT	220
TLED-151	WALL	161
TLED-157	WALL	160
TLED-211/PC/1	LED STAR	45
TLED-211/PC/3	LED STAR	47
TLED-211/SN/1	LED STAR	45
TLED-211/SN/3	LED STAR	47
TLED-211/NV/1	LED STAR	45
TLED-211/NV/3	LED STAR	47
TLED-250	FLEX STRIP KIT	220
TLED-301	WALL	168
TLED-303	WALL	167
TLED-306	WALL	166
TLED-350	FLEX STRIP KIT	220
TLED-350D	LED DRIVER	224
TLED-450D	LED DRIVER	224
TLED-555	FIRESTAR MINI LED	22
TLED-601-9	600 SERIES	104
TLED-602-9	600 SERIES	104
TLED-604-9	600 SERIES	104
TLED-661/PC/1	FIRESTAR PRO LED	32
TLED-661/PC/3	FIRESTAR PRO LED	34
TLED-661/SN/1	FIRESTAR PRO LED	32
TLED-661/SN/3	FIRESTAR PRO LED	34
TLED-661/NV/1	FIRESTAR PRO LED	32

Order Code	Product	Page
TLED-661/NV/3	FIRESTAR PRO LED	34
TLED-662/PC/1	FIRESTAR PRO LED	33
TLED-662/PC/3	FIRESTAR PRO LED	35
TLED-662/SN/1	FIRESTAR PRO LED	33
TLED-662/SN/3	FIRESTAR PRO LED	35
TLED-662/W/1	FIRESTAR PRO LED	33
TLED-662/W/3	FIRESTAR PRO LED	35
TLED-666	FIRESTAR MINI LED	22
TLED-667	FIRESTAR MINI LED	23
TLED-680	STARLITE PRO	48
TLED-6D	LED DRIVER	226
TLED-7D	LED DRIVER	226
TLED-8D	LED DRIVER	226
TLED-FX6/BL	FLEX STRIP	210
TLED-FX6/BL/65	FLEX IP STRIP	212
TLED-FX6/RGB	FLEX RGB STRIP	214
TLED-FX6/RGB/65	FLEX IP RGB STRIP	216
TLED-FX6/W	FLEX STRIP	210
TLED-FX6/W/65	FLEX IP STRIP	212
TLED-FX6/WW	FLEX STRIP	210
TLED-FX6/WW/65	FLEX IP STRIP	212
TLED-FX6/RGB/65	FLEX IP RGB STRIP	216
TLED-FX6/RGB	RGB RECEIVER	241
TLED-FXFC	FLEX STRIP	211
TLED-FXLE	FLEX STRIP	211
TLED-FXLE/IP	FLEX IP STRIP	213
TLED-FXLE/RGB	FLEX RGB STRIP	215
TLED-FXLEL	FLEX STRIP	211
TLED-FXLEL/IP	FLEX IP STRIP	213
TLED-FXLEL/IP/RGB	FLEX IP RGB STRIP	217
TLED-FXLEL/RGB	FLEX RGB STRIP	215
TLED-FXRC4/RGB	RGB CONTROLLER	241
TLED-FXRGB/IR-REC	RGB CONTROLLER	240
TLED-FXSC	FLEX STRIP	211
TLED-FXSC/IP	FLEX IP STRIP	213
TLED-FXSC/IP/RGB	FLEX IP RGB STRIP	217
TLED-FXSC/RGB	FLEX RGB STRIP	215
TLED-GU104/4000K/40D	LED LAMPS	247
TLED-GU104W/CW	LED LAMPS	242
TLED-GU104W/DL	LED LAMPS	242
TLED-GU104W/WW	LED LAMPS	242
TLED-GU106/4000K/40D	LED LAMPS	248
TLED-GU106W/CW	LED LAMPS	244
TLED-GU106W/CW/DIM	LED LAMPS	244

Order Code	Product	Page
TLED-GU106W/DL	LED LAMPS	244
TLED-GU106W/DL/DIM	LED LAMPS	244
TLED-GU106W/WW	LED LAMPS	244
TLED-GU106W/WW/DIM	LED LAMPS	244
TLED-GU108/4000K/40D	LED LAMPS	249
TLED-GW6	WALL	158
TLED-MR1610/4000K/40D	LED LAMPS	246
TLED-MR167/4000K/40D	LED LAMPS	245
TLED-MWC1	WALL	152
TLED-MWC2	WALL	153
TLED-MWD1	WALL	154
TLED-MWD2	WALL	155
TLED-MWG	WALL	159
TLED-MWS1	WALL	150
TLED-MWS2	WALL	151
TLED-MWS3	WALL	156
TLED-MWS6	WALL	157
TMH2500	TMH 2500	109
TMHG150	TMHG	107
TMHG35	TMHG	107
TMHG70	TMHG	107
TMHMICRO35	TMH MICRO	108
TPA	SOLO	143
TSA	SOLO	142
TSC	SOLO	142
TSP242	SAPPHIRE	172
TSP42	SAPPHIRE	172
TSP442	SAPPHIRE	172
TTC	SOLO	143
TXC	SOLO	143
ULT200/LED	ULTRA LED	92
ULT200/LED/RM3	ULTRA LED	94
ULT260/LED	ULTRA LED	93
ULT260/LED/RM3	ULTRA LED	94
ULT4CS	ULTRA LED	97
ULTCD5	ULTRA LED	96
ULTHWTS	ULTRA LED	97
ULTOD5	ULTRA LED	96
ULTPD5	ULTRA LED	96

Index

By Product

Product	Order Code	Page
2020 DL	TD20DL19L	61
2020 MT-SPOT	TD20TS12L	122
2020 P-SPOT	TD20P6L	113
2020 S-SPOT	TD20M36L	112
2020 T-SPOT	TD20TS27L	124
2020 T-SPOT	TD20TS35	124
2020 T-SPOT	TD20TS70	124
2021 S-SPOT	TD20M18L	112
2021 TS-SPOT	TD20TSQ18L	125
600 SERIES	TLED-601-9	104
600 SERIES	TLED-602-9	104
600 SERIES	TLED-604-9	104
AZZURI	TD-D586	198
AZZURI FLOOR	TD-D584	200
CABLE	TD-D5263	184
CAPRI	TD-D680/1	193
CAPRI	TD-D680/2	193
CAPRI	TD-D681	192
CAPRI	TD-D682	192
CORTONA	TD-D550	190
DECO	TD-L135	81
DECO	TD-L229	80
DECO	TD-M135	81
DECO	TD-M229	80
DIE CAST	TD-L116	56
DIE CAST	TD-L131	60
DIE CAST	TD-L141	55
DIE CAST	TD-L211	58
DIE CAST	TD-L241	54
DIE CAST	TD-M116	56
DIE CAST	TD-M211	58
DIE CAST KITS	TD-L116*/CON/EU	250
DIE CAST KITS	TD-L211*/CON/EU	251
EMPOLI	TD-P520	176
EURO LED	EUROLED12	88
EURO LED	EUROLED19	89
EURO LED	EUROLED24	89
EURO LED	EUROLED8	88
EURO LED RGB	EURO19LED0/RGB	90
EURO PL	EURO118PL	100
EURO PL	EURO126PL	100
EURO PL	EURO132PL	100
EURO PL	EURO142PL	100

Product	Order Code	Page
EURO PL	EURO218PL	100
EURO PL	EURO226PL	100
EURO PL	EURO232PL	100
EURO PL	EURO243PL	100
EURO PL	EURO-CD	102
EURO PL	EURO-CD/EXIT3	102
EURO PL	EURO-CD/EXIT3L/R	102
EURO PL	EURO-FG	102
EURO PL	EURO-OD	102
EURO PL	EURO-PD	102
EUROPA	TD-T35TC	118
EUROPA LED	TD20TS19L	120
EUROPA PL	TD20TS24	115
FIRE TENT	TDFT1	252
FIRESTAR ECO	TD-M690	36
FIRESTAR ECO	TD-M691	37
FIRESTAR IP	TD-L663	42
FIRESTAR IP	TD-M663	42
FIRESTAR MINI	TD-L666	26
FIRESTAR MINI	TD-L667	26
FIRESTAR MINI	TD-L668	27
FIRESTAR MINI	TD-L671	28
FIRESTAR MINI	TD-L672	29
FIRESTAR MINI	TD-M666	26
FIRESTAR MINI	TD-M667	26
FIRESTAR MINI	TD-M668	27
FIRESTAR MINI	TD-M671	28
FIRESTAR MINI	TD-M672	29
FIRESTAR MINI LED	666-CP/PC	25
FIRESTAR MINI LED	666-CP/SN	25
FIRESTAR MINI LED	666-CP/W	25
FIRESTAR MINI LED	TLED-555	22
FIRESTAR MINI LED	TLED-666	22
FIRESTAR MINI LED	TLED-667	23
FIRESTAR PRO	TD-L661	30
FIRESTAR PRO	TD-L662	30
FIRESTAR PRO	TD-L663	31
FIRESTAR PRO	TD-M661	30
FIRESTAR PRO	TD-M662	30
FIRESTAR PRO	TD-M663	31
FIRESTAR PRO LED	TLED-661/PC/1	32
FIRESTAR PRO LED	TLED-661/PC/3	34
FIRESTAR PRO LED	TLED-661/SN/1	32

Product	Order Code	Page
FIRESTAR PRO LED	TLED-661/SN/3	34
FIRESTAR PRO LED	TLED-661/W/1	32
FIRESTAR PRO LED	TLED-661/W/3	34
FIRESTAR PRO LED	TLED-662/PC/1	33
FIRESTAR PRO LED	TLED-662/PC/3	35
FIRESTAR PRO LED	TLED-662/SN/1	33
FIRESTAR PRO LED	TLED-662/SN/3	35
FIRESTAR PRO LED	TLED-662/W/1	33
FIRESTAR PRO LED	TLED-662/W/3	35
FIRESTAR TWIST BODY	TD-M674	40
FIRESTAR TWIST BODY	TD-M675	41
FIRESTAR TWIST TRIM	BZ-674-BLK	40
FIRESTAR TWIST TRIM	BZ-674-PB	40
FIRESTAR TWIST TRIM	BZ-674-PC	40
FIRESTAR TWIST TRIM	BZ-674-SN	40
FIRESTAR TWIST TRIM	BZ-674-W	40
FIRESTAR TWIST TRIM	BZ-675-BLK	41
FIRESTAR TWIST TRIM	BZ-675-PB	41
FIRESTAR TWIST TRIM	BZ-675-PC	41
FIRESTAR TWIST TRIM	BZ-675-SN	41
FIRESTAR TWIST TRIM	BZ-675-W	41
FLEX IP RGB STRIP	TLED-FX6/RGB/65	216
FLEX IP RGB STRIP	TLED-FXLEL/IP/RGB	217
FLEX IP RGB STRIP	TLED-FXSC/IP/RGB	217
FLEX IP STRIP	TLED-FX6/BL/65	212
FLEX IP STRIP	TLED-FX6/W/65	212
FLEX IP STRIP	TLED-FX6/WWW/65	212
FLEX IP STRIP	TLED-FXLEL/IP	213
FLEX IP STRIP	TLED-FXLEL/IP	213
FLEX IP STRIP	TLED-FXSC/IP	213
FLEX RGB STRIP	TLED-FX6/RGB	214
FLEX RGB STRIP	TLED-FXLEL/RGB	215
FLEX RGB STRIP	TLED-FXLEL/RGB	215
FLEX RGB STRIP	TLED-FXSC/RGB	215
FLEX STRIP	TLED-FX6/BL	210
FLEX STRIP	TLED-FX6/W	210
FLEX STRIP	TLED-FX6/WWW	210
FLEX STRIP	TLED-FXFC	211
FLEX STRIP	TLED-FXLE	211
FLEX STRIP	TLED-FXLEL	211
FLEX STRIP	TLED-FXSC	211
FLEX STRIP KIT	TLED-150	220
FLEX STRIP KIT	TLED-250	220

Product	Order Code	Page
FLEX STRIP KIT	TLED-350	220
GENOA	TD-D810	187
GLASS	DGR1	62
GLASS	DGR2	63
GLASS	DGR3	64
GLASS	DGR4	65
GLASS	DGS1	62
GLASS	DGS2	63
GLASS	DGS3	64
GLASS	DGS4	65
GYRO	TD-L138	76
GYRO	TD-L172	76
LED DRIVER	TLED-100D	224
LED DRIVER	TLED-350D	224
LED DRIVER	TLED-450D	224
LED DRIVER	TLED-6D	226
LED DRIVER	TLED-7D	226
LED DRIVER	TLED-8D	226
LED LAMPS	TLED-GU104/4000K/40D	247
LED LAMPS	TLED-GU104W/CW	242
LED LAMPS	TLED-GU104W/DL	242
LED LAMPS	TLED-GU104W/WWW	242
LED LAMPS	TLED-GU106/4000K/40D	248
LED LAMPS	TLED-GU106W/CW	244
LED LAMPS	TLED-GU106W/CW/DIM	244
LED LAMPS	TLED-GU106W/DL	244
LED LAMPS	TLED-GU106W/DU/DIM	244
LED LAMPS	TLED-GU106W/WWW	244
LED LAMPS	TLED-GU106W/WWW/DIM	244
LED LAMPS	TLED-GU108/4000K/40D	249
LED LAMPS	TLED-MR1610/4000K/40D	246
LED LAMPS	TLED-MR167/4000K/40D	245
LED STAR	TLED-116/PC/1	44
LED STAR	TLED-116/PC/3	46
LED STAR	TLED-116/SN/1	44
LED STAR	TLED-116/SN/3	46
LED STAR	TLED-116/W/1	44
LED STAR	TLED-116/W/3	46
LED STAR	TLED-211/PC/1	45
LED STAR	TLED-211/PC/3	47
LED STAR	TLED-211/SN/1	45
LED STAR	TLED-211/SN/3	47
LED STAR	TLED-211/W/1	45

Index

By Product

Product	Order Code	Page
LED STAR	TLED-21 I/W/3	47
LUCCA	TD-D941	188
LVS	LV5100	133
LVS	LV5200	132
LVS	LV5619	132
LVS	LV5623	133
LVS	TD-S299	130
LVS	TD-T225	131
LVS	TD-T250	131
MH	EURO150MH	106
MH	EURO70MH	106
MILANO	TD-D312	196
MINI	TD-P001	53
MINI	TD-P003	53
MINI	TD-P1105	52
MINI LED	TLED-001	50
MINI LED	TLED-1105	51
MVS	H550	137
MVS	H563	136
MVS	TD-S333	135
MVS	TD-T2017	134
MVS	TD-T285	135
MVS	TD-T294	139
MVS	TD-T295	138
MVS	TD-T315	139
OYSTER	TD-OYS	253
PALERMO	TD-DS144	202
PRO PC	TD-M1111	74
QUARTZ	TD-P530	174
RGB CONTROLLER	TLED-FXRC4/RGB	241
RGB CONTROLLER	TLED-FXRGB/IR-REC	240
RGB RECEIVER	TLED-FXCU/RGB	241
RIGID LED STRIP	TLED-100	218
RIGID LED STRIP	TLED-101	218
SAPPHIRE	TSP242	172
SAPPHIRE	TSP42	172
SAPPHIRE	TSP442	172
SCOOP	TD-L224	77
SHOWER	TD-L126	78
SHOWER	TD-M126	78
SIENA	TD-DS180	186
SOLO	T1200	140
SOLO	T1800	140

Product	Order Code	Page
SOLO	T2400	140
SOLO	T600	140
SOLO	T90	143
SOLO	TBC	142
SOLO	TFC	142
SOLO	TLE	142
SOLO	TPA	143
SOLO	TSA	142
SOLO	TSC	142
SOLO	TTC	143
SOLO	TXC	143
SORRENTO	TD-D210	194
SQUARE	TD-L404	72
SQUARE	TD-L405	73
SQUARE	TD-M404	72
SQUARE	TD-M405	73
STARLITE PRO	TLED-680	48
STARLITE SPOT	TD-S2017/1	129
STARLITE SPOT	TD-S2017/2	126
STARLITE SPOT	TD-S2017/3	126
STARLITE SPOT	TD-S2103/2	127
STARLITE SPOT	TD-S2103/4	127
STARLITE SPOT	TD-S333/2	128
STARLITE SPOT	TD-S333/4	128
STEEL	TD-L109	68
STEEL	TD-L202	69
STEEL	TD-L509	70
STEEL	TD-M109	68
STEEL	TD-M202	69
STEEL	TD-M509	70
TMH 2500	TMH2500	109
TMH LUXFLOOD	TD-MHF150	114
TMH LUXFLOOD	TD-MHF70	114
TMH MICRO	TMH-MICRO35	108
TMHG	TMHG150	107
TMHG	TMHG35	107
TMHG	TMHG70	107
TORINO	TD-DS1520	179
TORINO	TD-DS158	178
TRANSFORMER	EU-2060	232
TRANSFORMER	LVMT100	238
TRANSFORMER	LVMT150	239
TRANSFORMER	LVMT200	239

Product	Order Code	Page
TRANSFORMER	LVMT250	239
TRANSFORMER	LVMT300	239
TRANSFORMER	LVST100	238
TRANSFORMER	LVST150	238
TRANSFORMER	LVST200	238
TRANSFORMER	LVST250	238
TRANSFORMER	TAM-ET105	234
TRANSFORMER	TAM-ET150	236
TRANSFORMER	TAM-ET210	237
TRANSFORMER	TAM-ET60	234
TRANSFORMER	TAM-ET60AMP	235
TRANSFORMER	TAM-ETV60	233
TRIMS	GLBL	67
TRIMS	GLW	67
TRIMS	GSBL	66
TRIMS	GSW	66
TRIO	T31000	144
TRIO	T32000	144
TRIO	T390L	146
TRIO	T390R	146
TRIO	T3EC	147
TRIO	T3LEL	147
TRIO	T3LER	147
TRIO	T3SCF	146
TRIO	T3SCF	147
TRIO	T3SUSP	146
TRIO	T3TCL	146
TRIO	T3TCR	146
TRIO	T3XC	147
UCL	LEDUCL8	85
UCL	LEDUCLISST	83
UCL	LVUCL1	82
UCL	LVUCL2	82
UCL	LVUCL4	84
UCL	LVUCL5SST	86
ULTRA LED	DGR2BLL	98
ULTRA LED	DGR2BLS	98
ULTRA LED	DGR2L	98
ULTRA LED	DGR2S	98
ULTRA LED	DGR5BLL	98
ULTRA LED	DGR5BLS	98
ULTRA LED	DGR5L	99
ULTRA LED	DGR5S	99

Product	Order Code	Page
ULTRA LED	DGR6BLL	98
ULTRA LED	DGR6BLS	98
ULTRA LED	DGR6L	98
ULTRA LED	DGR6S	98
ULTRA LED	DGR7BLL	99
ULTRA LED	DGR7BLS	99
ULTRA LED	DGR7L	99
ULTRA LED	DGR7S	99
ULTRA LED	ULT200/LED	92
ULTRA LED	ULT200/LED/RM3	94
ULTRA LED	ULT260/LED	93
ULTRA LED	ULT260/LED/RM3	94
ULTRA LED	ULT4CS	97
ULTRA LED	ULTCDS	96
ULTRA LED	ULTHWTS	97
ULTRA LED	ULTODS	96
ULTRA LED	ULTPDS	96
VENICE	TD-DS162	181
VENICE	TD-DS165	180
VENICE FLOOR	TD-DS165F	182
WALL	TD20W6L	164
WALL	TD-B315	165
WALL	TD-K690BL	162
WALL	TD-K690W	162
WALL	TLED-151	161
WALL	TLED-157	160
WALL	TLED-301	168
WALL	TLED-303	167
WALL	TLED-306	166
WALL	TLED-GW6	158
WALL	TLED-MWC1	152
WALL	TLED-MWC2	153
WALL	TLED-MWD1	154
WALL	TLED-MWD2	155
WALL	TLED-MWG	159
WALL	TLED-MWS1	150
WALL	TLED-MWS2	151
WALL	TLED-MWS3	156
WALL	TLED-MWS6	157

Contact Us

TAMLITE DISPLAY

50 Pipers Road,
Park Farm Industrial Estate,
Redditch, Worcestershire,
B98 0HU

T. 01527 528 556
F. 01527 526 671
E. starlite@tam-lite.co.uk
W. starlite.co.uk

TAMLITE TECHNICAL

Stafford Park 12,
Telford,
Shropshire,
TF3 3BJ

T. 01952 292 441
F. 01952 292 155
E. technical@tam-lite.co.uk
W. tam-lite.co.uk

